

## Canada Life Precious Metals Fund - N Series

July 25, 2025

This document contains key information you should know about Canada Life Precious Metals Fund - N Series. You can find more detailed information in the fund's simplified prospectus. Ask your representative for a copy, contact Canada Life Investment Management Ltd. ("CLIML") at 1-844-730-1633 or visit [www.canadalifeinvest.ca](http://www.canadalifeinvest.ca).

Before you invest in any fund, consider how the fund would work with your other investments and your tolerance for risk.

## Quick facts

<b>Fund codes:</b>	Sales charge [MAX8833]	<b>Fund manager:</b>	Canada Life Investment Management Ltd.
<b>Date series started:</b>	August 14, 2013 <sup>†</sup>	<b>Portfolio manager:</b>	Canada Life Investment Management Ltd.
<b>Total value of the fund on May 31, 2025:</b>	\$240.9 million	<b>Sub-advisor(s):</b>	Mackenzie Financial Corporation
<b>Management expense ratio (MER):</b>	0.03%*	<b>Distributions:</b>	Annually, in December
* Investors in this series pay the management fee and any administration fee directly to CLIML.		<b>Minimum investment:</b>	\$500 initial (with \$500,000 minimum total holdings requirement)
			Where subsequent investment for all series must be at least \$100 per account and \$25 per fund
			These amounts may change from time to time, and may also be waived by CLIML.

<sup>†</sup> This is the start date of the applicable series of the Predecessor Fund, Mackenzie Precious Metals Fund, which was reorganized into the corresponding series of the fund on March 11, 2022. The start date of the applicable series of the Predecessor Fund reflects the start date of the applicable series of the corporate class fund of Mackenzie Financial Capital Corporation (the "Capitalcorp Fund") which was merged into the Predecessor Fund on July 30, 2021.

## What does the fund invest in?

The fund seeks long-term capital growth by investing primarily in precious metals or in equities of precious metals companies located anywhere in the world. It may hold up to 49% in foreign securities.

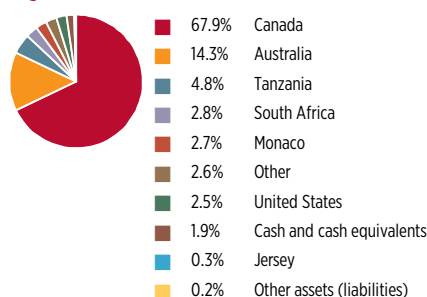
The charts below give you a snapshot of the fund's investments on May 31, 2025. The fund's investments will change.

## Top 10 investments (May 31, 2025)

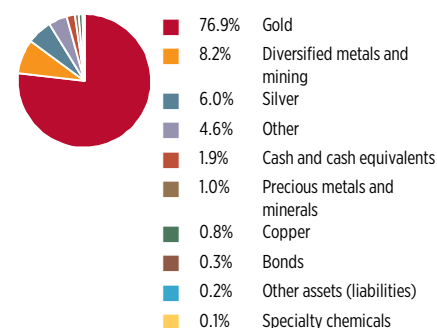
1.	Agnico-Eagle Mines Ltd.	8.9%
2.	Barrick Gold Corp.	7.9%
3.	Lundin Gold Inc.	5.0%
4.	AngloGold Ashanti PLC	4.8%
5.	Osisko Gold Royalties Ltd.	3.5%
6.	Genesis Minerals Ltd.	3.4%
7.	Kinross Gold Corp.	3.0%
8.	OceanaGold Corp.	3.0%
9.	Equinox Gold Corp.	2.8%
10.	IAMGOLD Corp.	2.7%
Total percentage of top 10 investments		45.0%
Total number of investments		121

## Investment mix (May 31, 2025)

## Regional Allocation



## Sector Allocation



**How risky is it?**

The value of the fund can go down as well as up. You could lose money.

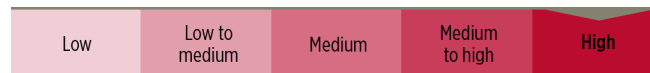
One way to gauge risk is to look at how much a fund's returns change over time. This is called "volatility".

In general, funds with higher volatility will have returns that change more over time. They typically have a greater chance of losing money and may have a greater chance of higher returns. Funds with lower volatility tend to have returns that change less over time. They typically have lower returns and may have a lower chance of losing money.

**Risk rating**

CLIML has rated the volatility of this fund as **high**.

This rating is based on how much the fund's returns and the returns of the Predecessor Fund, Mackenzie Precious Metals Fund, the applicable series of which was reorganized into the corresponding series of the fund on March 11, 2022, have changed from year to year. It doesn't tell you how volatile the fund will be in the future. The rating can change over time. A fund with a low risk rating can still lose money.



For more information about the risk rating and specific risks that can affect the fund's returns, see the "What are the Risks of Investing in the Fund?" section of the fund's simplified prospectus.

**No guarantees**

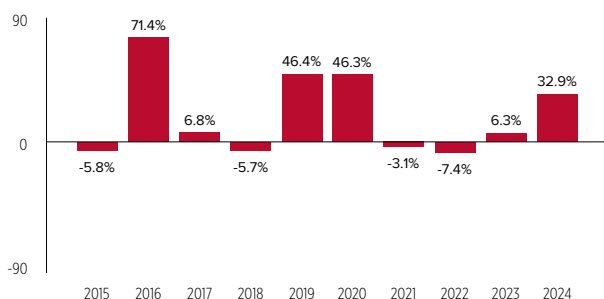
Like most mutual funds, this fund doesn't have any guarantees. You may not get back the amount of money you invest.

**How has the fund performed?**

This section tells you how N Series securities of the fund have performed over the past 10 years which is based on the performance of the fund's series and/or the applicable series of the Predecessor Fund, Mackenzie Precious Metals Fund, which was reorganized into the corresponding series of the fund on March 11, 2022. The performance of the applicable series of the Predecessor Fund is based on the performance of the applicable series of the Capitalcorp Fund which were merged into the Predecessor Fund on July 30, 2021. Returns are after expenses have been deducted. These expenses reduce returns.

**Year-by-year returns**

This chart shows how N Series securities of the fund performed in each of the past 10 years which is based on the performance of the fund's series and/or the applicable series of the Predecessor Fund, Mackenzie Precious Metals Fund, which was reorganized into the corresponding series of the fund on March 11, 2022. The fund dropped in value in 4 of the 10 years. The range of returns and change from year to year can help you assess how risky the fund has been in the past. It does not tell you how the fund will perform in the future.

**Best and worst 3-month returns**

This table shows the best and worst returns for N Series securities of the fund in a 3-month period over the past 10 years. It is based on the performance of the fund's series and/or the applicable series of the Predecessor Fund, Mackenzie Precious Metals Fund, which was reorganized into the corresponding series of the fund on March 11, 2022. The best and worst 3-month returns could be higher or lower in the future. Consider how much of a loss you could afford to take in a short period of time.

	Return	3 months ending	If you invested \$1,000 at the beginning of the period
Best return	65.7%	April 30, 2016	Your investment would rise to \$1,657
Worst return	-28.3%	June 30, 2022	Your investment would drop to \$717

**Average return**

A person who invested \$1,000 in N Series securities of the fund 10 years ago would have had \$5,648 as of May 31, 2025. This is based on the performance of the fund's series and/or the applicable series of the Predecessor Fund, Mackenzie Precious Metals Fund, which was reorganized into the corresponding series of the fund on March 11, 2022, and is equal to an annual compounded return of approximately 18.9%.

**Who is this fund for?****Investors who:**

- are looking for a precious metals sector fund to hold as part of their portfolio
- want a long-term investment
- can handle the volatility of stock and metals markets

**A word about tax**

In general, you'll have to pay income tax on any money you make on a fund. How much you pay depends on the tax laws where you live and whether or not you hold the fund in a registered plan such as a Registered Retirement Savings Plan or a Tax-Free Savings Account.

Keep in mind that if you hold your fund in a non-registered account, fund distributions are included in your taxable income, whether you get them in cash or have them reinvested.

**How much does it cost?**

The following tables show the fees and expenses you could pay to buy, own and sell N Series securities of the fund. The fees and expenses – including any commissions – can vary among series of a fund and among funds.

Higher commissions can influence representatives to recommend one investment over another. Ask about other funds and investments that may be suitable for you at a lower cost.

**1. Sales charges**

You can only buy this series of the fund under the sales charge purchase option.

Sales charge option	What you pay (in %)	What you pay (in \$)	How it works
Sales charge purchase option	0% to 2%	\$0 to \$20 on every \$1,000 you buy	You negotiate the sales charge with your representative. You pay it to your representative's firm at the time you purchase the fund.

## 2. Fund expenses

You don't pay these expenses directly. They affect you because they reduce the fund's returns.

As of March 31, 2025, the fund's expenses were 0.32% of its value. This equals \$3.20 for every \$1,000 invested.

Annual rate (as a % of the fund's value)

### Management expense ratio (MER)

This is the total of the fund costs. Investors in this series pay the management fee and any administration fee directly to CLIML. See "Other fees" below.

0.03%

### Trading expense ratio (TER)

These are the fund's trading costs.

0.29%

### Fund expenses

0.32%

## More about the trailing commission

No trailing commission.

## 3. Other fees

You may have to pay other fees when you buy, hold, sell or switch securities of the fund.

Fee	What you pay
Switch fees	If you switch between series of the fund or to another Canada Life Fund, you may pay your representative's firm a switch fee of 0-2%.
Inappropriate short-term trading fee	A fee of 2% of the amount switched or redeemed will be charged by the fund for inappropriate short-term trading.
Excessive short-term trading fee	A fee of 1% of the amount switched or redeemed will be charged by the fund if you invest in the fund for less than 30 days and your trading is part of a pattern of short-term trading that CLIML believes is detrimental to fund investors.
N Series fee	The management fee and administration fee for this series are negotiable by the investor, where such fees may not exceed 1.40%, and are payable directly to CLIML by the investor, through redemptions of these securities in your account by CLIML.
Advisor service fee	You may pay a service fee, which is negotiable with your representative (on behalf of your representative's firm), for services provided in connection with your N Series investments. This service fee may not exceed 1.25% and will be collected by CLIML through redemptions of these securities in your account and then the proceeds will be remitted to your representative's firm.

## What if I change my mind?

Under securities law in some provinces and territories, you have the right to:

- withdraw from an agreement to buy mutual fund securities within two business days after you receive a simplified prospectus or Fund Facts document, or
  - cancel your purchase within 48 hours after you receive confirmation of the purchase.
- In some provinces and territories, you also have the right to cancel a purchase, or in some jurisdictions, claim damages, if the simplified prospectus, Fund Facts document or financial statements contain a misrepresentation. You must act within the time limit set by the securities law in your province or territory.

For more information, see the securities law of your province or territory or ask a lawyer.

## For more information

Contact CLIML or your representative for the fund's simplified prospectus and other disclosure documents. These documents and the Fund Facts make up the fund's legal documents.

### Canada Life Investment Management Ltd.

255 Dufferin Avenue  
London, Ontario N6A 4K1

Toll-free: 1-844-730-1633  
www.canadalifeinvest.ca

To learn more about investing in mutual funds, see the brochure **Understanding mutual funds**, which is available on the website of the Canadian Securities Administrators at [www.securities-administrators.ca](http://www.securities-administrators.ca).