

# Canada Life Global High Yield Fixed Income Fund A



March 31, 2026

The fund seeks above-average income with potential for long-term capital growth by investing primarily in global high-yield fixed income securities, either directly or through other mutual funds.

## Is this fund right for you?

- Are looking for a global high yield fixed income fund to hold as part of their portfolio.
- Want a medium-term investment.
- Can handle the volatility of bond markets.



**Fund category**  
High Yield Fixed Income

**Inception date**  
July 12, 2013

**Management expense ratio (MER)**  
1.86%  
(September 30, 2025)

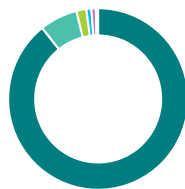
**Fund management**  
Brandywine Global Investment Management, LLC

## How is the fund invested? (as of January 31, 2026)



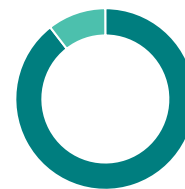
### Asset allocation (%)

Foreign Bonds	89.5
Cash and Equivalents	10.5



### Geographic allocation (%)

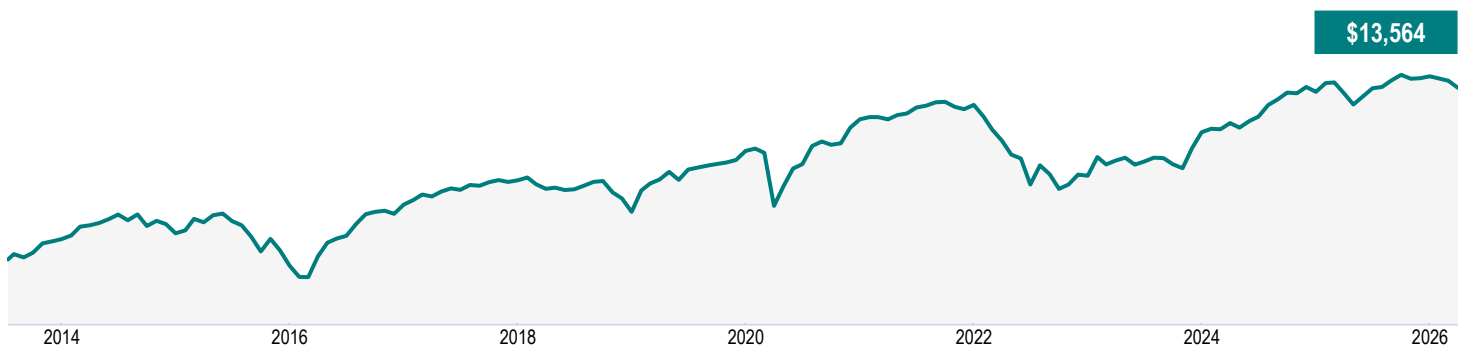
United States	89.4
Canada	6.8
Europe	1.8
Colombia	0.9
United Kingdom	0.8
Mexico	0.4
Other	-0.1



### Sector allocation (%)

Fixed Income	89.5
Cash and Cash Equivalent	10.5

## Growth of \$10,000 (since inception)



# Canada Life Global High Yield Fixed Income Fund A

March 31, 2026

## Fund details (as of January 31, 2026)

Top holdings	%
Cash and Cash Equivalents	5.3
Viking Ocean Cruises Ltd 5.00% 15-Feb-2028	2.3
Jefferson Capital Holdings LLC 9.50% 15-Feb-2029	1.8
Ardonagh Finco Ltd. [144A] 6.88% 15-Feb-2031	1.8
FirstCash Inc 5.63% 01-Jan-2030	1.8
Howden UK Refinance PLC 7.25% 15-Feb-2031	1.7
PROG Holdings Inc 6.00% 15-Nov-2029	1.6
Saturn Oil & Gas Inc 9.63% 15-Jun-2029	1.6
Enova International Inc 11.25% 15-Dec-2028	1.5
Panther Escrow Issuer LLC 7.13% 01-Jun-2031	1.5
<b>Total allocation in top holdings</b>	<b>20.9</b>

Portfolio characteristics	
Standard deviation	3.9%
Dividend yield	-
Yield to maturity	7.6%
Duration (years)	2.4
Coupon	6.7%
Average credit rating	BB
Average market cap (million)	-

**Net assets (million)**

\$22.5

**Price**

\$7.89

**Number of holdings**

123

**Minimum initial investment**

\$500

**Fund codes**

FEL – MAX1232

DSC^ – MAX1332

LSC^ – MAX1432

## Understanding returns

### Annual compound returns (%)

1 MO	3 MO	YTD	1 YR	3 YR	5 YR	10 YR	INCEPTION
-1.1	-1.7	-1.7	0.8	4.0	1.0	3.0	2.4

### Calendar year returns (%)

2025	2024	2023	2022	2021	2020	2019	2018
2.4	6.6	7.7	-11.1	2.3	5.4	11.5	-5.6

## Range of returns over five years (August 01, 2013 - March 31, 2026)

Best return	Best period end date	Worst return	Worst period end date	Average Return	% of periods with positive returns	Number of positive periods	Number of negative periods
6.1%	Feb. 2021	-0.2%	Sept. 2022	2.2%	97.8%	91	2

### Contact information

**Customer service centre**

Toll free:  
1-844-730-1633

Corporate website:  
[canadalifeinvest.ca](http://canadalifeinvest.ca)

# Canada Life Global High Yield Fixed Income Fund A

March 31, 2026

## Q4 2025 Fund Commentary

*Commentary and opinions are provided by Brandywine Global Investment Management, LLC.*

### Market commentary

The global fixed income market rose over the fourth quarter of 2025, supported by central bank interest rate cuts, resilient economic growth and solid investor demand. These factors offset the inflation concerns and tariff policy impacts.

The U.S. Federal Reserve Board (Fed) lowered its benchmark interest rate 0.25% in October and December. The Bank of England also cut interest rates 0.25% in December, and the European Central Bank kept its policy interest rates steady.

Falling short-term U.S. yields and strong demand supported the credit market and kept credit spreads narrow. Global investment-grade and high-yield spreads widened, and both posted positive total returns for the quarter. Primary market activity finished strong, capping the strongest year of issuance for both investment-grade and high-yield markets since 2020–2021.

### Performance

The Fund's overweight U.S. duration (interest rate sensitivity) contributed to performance. Relative exposure to retail holdings detracted from performance. These select issuers underwent debt restructurings to address challenges and were downgraded by rating agencies as a result. Another notable detractor from performance was a holding in Saks Global Enterprises LLC, which skipped one of its December interest payments.

At a sector level, security selection in basic industry contributed to the Fund's performance in a stronger commodities backdrop. Credit selection detracted from performance as investors shifted out of lower-quality segments of the market. Underweight exposure to hard-currency emerging-market debt detracted from performance.

### Portfolio activity

The sub-advisor added to the Fund a holding in BB-rated Vail Resorts Inc. bonds to upgrade the credit quality of the Fund's portfolio. A holding in GoDaddy Inc. was increased at just below par, based on its low risk and reasonable yield and spread. The Fund's holding in Inmarsat PLC was sold to take profits and reduce risk. Exposures in financial services were reduced, along with utilities and telecommunications holdings, because of debt redemptions.

# Canada Life Global High Yield Fixed Income Fund A

March 31, 2026

## Outlook

High-yield credit has been on a positive run since the end of 2022, supported by the strength of equities and benefiting from lower yields. While credit spread and yield have compressed, the sub-advisor believes the current environment remains supportive.

In the sub-advisor's view, positive economic growth, business-friendly tax policy and an accommodative Fed should be beneficial.

High-yield spreads have been in a range of 260–460 basis points since June 2023. Credit defaults have been less than half the historic average, and recoveries have been higher than average, while overall credit quality has improved. Absent a sustained downward equity market or core fixed income market, the sub-advisor expects this spread range to hold.

Investors' shift to the largest, highest-rated issuers has abated somewhat from the peak of the tariff-induced volatility. The sub-advisor expects that to continue moving forward.

# Canada Life Global High Yield Fixed Income Fund A

March 31, 2026

## Disclaimer

The commentaries on the company specific information and purchases and sales were provided by the fund manager. Canada Life Investment Management Ltd. will not be liable for any loss, or damages whatsoever, whether directly or indirectly incurred, arising out of the use or misuse of errors or omissions in any information contained in this commentary. The data provided in this commentary is for information purposes only and, except where otherwise indicated, is current as of Dec 31, 2025.

The views expressed in this commentary are those of the fund manager as at the date of publication and are subject to change without notice. This commentary is presented only as a general source of information and is not intended as a solicitation to buy or sell specific investments, nor is it intended to provide tax or legal advice. Prospective investors should review the offering documents relating to any investment carefully before making an investment decision and should ask their Advisor for advice based on their specific circumstances.

The content of this commentary (including facts, views, opinions, recommendations, descriptions of or references to, products or securities) is not to be used or construed as investment advice, as an offer to sell or the solicitation of an offer to buy, or an endorsement, recommendation or sponsorship of any entity or security cited. Although we endeavour to ensure its accuracy and completeness, we assume no responsibility for any reliance upon it.

This document may contain forward-looking information which reflect our or third-party current expectations or forecasts of future events. Forward-looking information is inherently subject to, among other things, risks, uncertainties and assumptions that could cause actual results to differ materially from those expressed herein. These risks, uncertainties and assumptions include, without limitation, general economic, political and market factors, interest and foreign exchange rates, the volatility of equity and capital markets, business competition, technological change, changes in government regulations, changes in tax laws, unexpected judicial or regulatory proceedings and catastrophic events. Please consider these and other factors carefully and not place undue reliance on forward-looking information. The forward-looking information contained herein is current only as of Dec 31, 2025. There should be no expectation that such information will in all circumstances be updated, supplemented or revised whether as a result of new information, changing circumstances, future events or otherwise.

There can be no assurance that the Fund's return or volatility targets will be met, or met over any particular time horizon. Targeted returns and volatility should be evaluated over the time period indicated and not over shorter periods. Targeted returns are not actual performance and should not be relied upon as an indication of actual or future performance.

Canada Life Mutual Funds are managed by Canada Life Investment Management Ltd. The funds are distributed by Quadrus Investment Services Ltd., IPC Investment Corporation, and IPC Securities Corporation, and may also be available through other authorized dealers in Canada. Commissions, trailing commissions, management fees and expenses all may be associated with mutual fund investments. Please read the prospectus before investing. Mutual funds are not guaranteed, their values change frequently, and past performance may not be repeated.

Canada Life Mutual Funds, Canada Life Investment Management and design, and Canada Life and design are trademarks of The Canada Life Assurance Company.

# Canada Life Global High Yield Fixed Income Fund A

March 31, 2026

<sup>^</sup>Deferred Sales Charge (DSC) and Low Load Deferred Sales Charge (LSC) purchase options is closed to new investments given regulatory bans put in place for these purchase options that came into effect June 1, 2022.

<sup>†</sup>Soft capped - Contributions are no longer accepted to new investors., <sup>‡</sup>Hard capped - Contributions are no longer accepted.

Distribution of the chart, history standard and short-term reports are not permitted without including the fund profile long-term report. For money market fund reports: The current yield is an annualized historical yield based on the seven-day period ended on the date noted above and does not represent an actual one-year return. Reports produced using this website are for information purposes only. Canada Life Investment Management Ltd., and their affiliates, representatives, and third party content providers do not warrant the accuracy, completeness, or timeliness of this website or any content, and shall not be responsible for investment decisions, damages, or other losses resulting from the use of this website or its content. The only true report on unit values is the periodic statement prepared and sent by the mutual fund company. Important information about Canada Life Mutual Funds is found in Fund Facts. Commissions, trailing commissions, management fees and expenses all may be associated with mutual fund investments. The indicated rates of return are the historical annual compounded total returns including changes in unit value and reinvestment of all distributions and does not take into account sales, redemption, distribution or optional charges or income taxes payable by any unitholder that would have reduced returns. Mutual funds are not guaranteed, their values change frequently and past performance may not be repeated. Money market fund units are not covered by the Canada Deposit Insurance Corporation or by any other government deposit insurer. There can be no assurances that the fund will be able to maintain its net asset value per unit at a constant amount or that the full amount of your investment in the fund will be returned to you. Past performance of the funds may not be repeated. Canada Life Mutual Funds are managed by Canada Life Investment Management Ltd. The funds are distributed by Quadrus Investment Services Ltd., IPC Investment Corporation, and IPC Securities Corporation, and may also be available through other authorized dealers in Canada.

**Financial information provided by Fundata Canada Inc.**

©Fundata Canada Inc. All rights reserved.

