

Canada Life U.S. Dividend Fund QFW



March 31, 2026

A stable growth value fund with a diverse U.S. and dividend focus.

Is this fund right for you?

- You want your money to grow over a longer term.
- You want to invest in U.S. dividend-paying stocks.
- You're comfortable with a medium level of risk.

RISK RATING



Fund category

U.S. Dividend & Income Equity

Inception date

August 07, 2018

Management

expense ratio (MER)

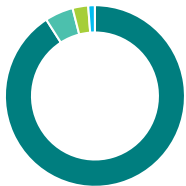
0.95%

(September 30, 2025)

Fund management

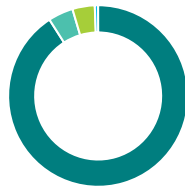
Mackenzie Investments

How is the fund invested? (as of January 31, 2026)



Asset allocation (%)

US Equity	90.9
International Equity	5.1
Cash and Equivalents	2.8
Canadian Equity	1.2



Geographic allocation (%)

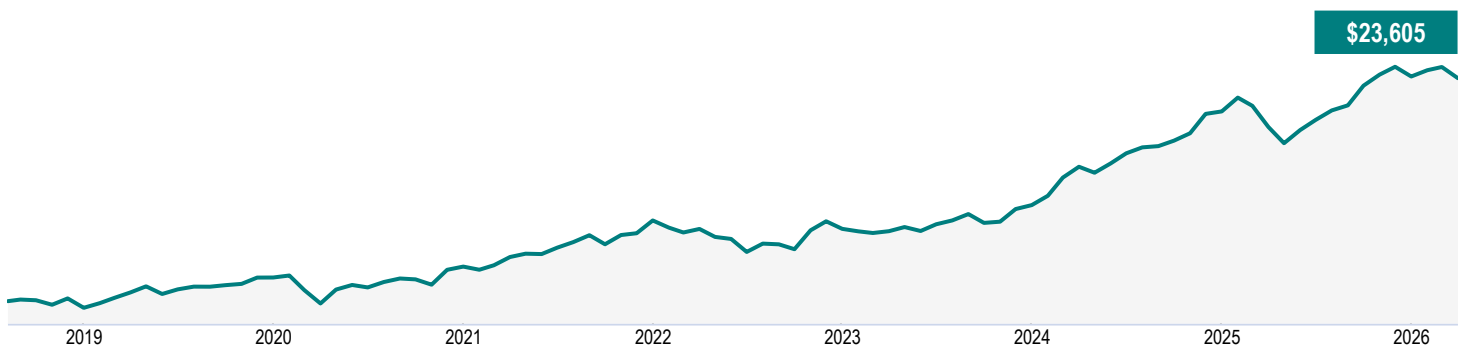
United States	90.9
Ireland	4.5
Canada	4.0
Netherlands	0.6



Sector allocation (%)

Technology	29.0
Financial Services	13.8
Healthcare	13.4
Consumer Services	10.4
Industrial Goods	7.3
Energy	5.9
Consumer Goods	5.8
Utilities	2.9
Basic Materials	2.8
Other	8.7

Growth of \$10,000 (since inception)



Canada Life U.S. Dividend Fund QFW

March 31, 2026

Fund details (as of January 31, 2026)

Top holdings	%
Apple Inc	4.2
NVIDIA Corp	3.9
Alphabet Inc Cl A	3.5
Amazon.com Inc	3.1
Microsoft Corp	2.9
Broadcom Inc	2.9
Cash and Cash Equivalents	2.8
Cisco Systems Inc	2.7
International Business Machines Corp	2.4
Morgan Stanley	2.3
Total allocation in top holdings	30.7

Portfolio characteristics	
Standard deviation	10.3%
Dividend yield	1.6%
Yield to maturity	-
Duration (years)	-
Coupon	-
Average credit rating	-
Average market cap (million)	\$1,276,661.4

Net assets (million)

\$351.4

Price

\$19.98

Number of holdings

68

Minimum initial

investment

\$500,000

Fund codes

NL – MAX6721

Contact

information

Customer

service centre

Toll free:

1-844-730-1633

Corporate website:

canadalifeinvest.ca

Understanding returns

Annual compound returns (%)

1 MO	3 MO	YTD	1 YR	3 YR	5 YR	10 YR	INCEPTION
-2.8	-0.4	-0.4	14.5	18.3	13.2	-	11.9

Calendar year returns (%)

2025	2024	2023	2022	2021	2020	2019	2018
9.9	36.1	10.1	-3.4	23.3	5.8	19.3	-

Range of returns over five years (September 01, 2018 - March 31, 2026)

Best return	Best period end date	Worst return	Worst period end date	Average Return	% of periods with positive returns	Number of positive periods	Number of negative periods
16.7%	Oct. 2025	8.0%	Sept. 2023	12.8%	100.0%	32	0

Canada Life U.S. Dividend Fund QFW

March 31, 2026

Q4 2025 Fund Commentary

Commentary and opinions are provided by Mackenzie Investments.

Market commentary

The U.S. economy remained resilient in the fourth quarter despite significant disruptions from the record-long government shutdown and slowing job creation. Consumer spending and continued strength in artificial intelligence (AI)-related business investment helped support overall activity.

The U.S. Federal Reserve Board delivered two additional 25-basis-point interest rate cuts in October and December, lowering the federal funds rate to 3.50%–3.75% as policymakers responded to softer labour-market conditions and elevated economic uncertainty. The unemployment rate was 4.4% in December as job gains moderated and labour-market momentum cooled.

The U.S. equity market advanced, with the S&P 500 Index rising 2.7% and reaching fresh record highs in December. Information technology and communication services remained influential, and health care outperformed as investors rotated toward stability amid slowing economic growth signals.

Performance

Relative exposures to Parker Hannifin Corp. and Cisco Systems Inc. contributed to the Fund's performance. Parker Hannifin stock rose after the company reported better order rates and raised its 2026 outlook. Cisco Systems reported positive earnings because of wins in the networking space and demand from hyperscalers. No ownership in Meta Platforms Inc. and Oracle Corp. also contributed to the Fund's performance. Both stocks fell because of expected infrastructure spending.

Relative exposures to AT&T Inc. and Eaton Corp. PLC detracted from the Fund's performance. AT&T was affected by competition, which raised concerns about future profitability. Eaton Corp. posted lower-than-expected revenue and growth.

At a sector level, stock selection in the information technology and financials sectors contributed to the Fund's performance. Underweight exposure to the consumer staples sector contributed to performance, as did overweight exposure to the financials sector. Stock selection in the health care sector detracted from performance.

Portfolio activity

A holding in Eli Lilly and Co. was added to the Fund as many pharmaceutical companies made drug pricing and tariff relief deals with the U.S. administration. In addition, the company has new versions of its weight-loss drugs as possible growth catalysts. The Fund's transportation sub-sector exposure was increased. The sub-sector has been affected by a freight recession for a few years, and the sub-advisor sees signs of rising market demand.

The Fund's holding in ServiceNow Inc. was sold as there are potential threats from AI in the software industry. Consumer staples sector exposure was reduced amid lower sales and earnings growth as margins are pressured.

Canada Life U.S. Dividend Fund QFW

March 31, 2026

Disclaimer

The commentaries on the company specific information and purchases and sales were provided by the fund manager. Canada Life Investment Management Ltd. will not be liable for any loss, or damages whatsoever, whether directly or indirectly incurred, arising out of the use or misuse of errors or omissions in any information contained in this commentary. The data provided in this commentary is for information purposes only and, except where otherwise indicated, is current as of Dec 31, 2025.

The views expressed in this commentary are those of the fund manager as at the date of publication and are subject to change without notice. This commentary is presented only as a general source of information and is not intended as a solicitation to buy or sell specific investments, nor is it intended to provide tax or legal advice. Prospective investors should review the offering documents relating to any investment carefully before making an investment decision and should ask their Advisor for advice based on their specific circumstances.

The content of this commentary (including facts, views, opinions, recommendations, descriptions of or references to, products or securities) is not to be used or construed as investment advice, as an offer to sell or the solicitation of an offer to buy, or an endorsement, recommendation or sponsorship of any entity or security cited. Although we endeavour to ensure its accuracy and completeness, we assume no responsibility for any reliance upon it.

This document may contain forward-looking information which reflect our or third-party current expectations or forecasts of future events. Forward-looking information is inherently subject to, among other things, risks, uncertainties and assumptions that could cause actual results to differ materially from those expressed herein. These risks, uncertainties and assumptions include, without limitation, general economic, political and market factors, interest and foreign exchange rates, the volatility of equity and capital markets, business competition, technological change, changes in government regulations, changes in tax laws, unexpected judicial or regulatory proceedings and catastrophic events. Please consider these and other factors carefully and not place undue reliance on forward-looking information. The forward-looking information contained herein is current only as of Dec 31, 2025. There should be no expectation that such information will in all circumstances be updated, supplemented or revised whether as a result of new information, changing circumstances, future events or otherwise.

There can be no assurance that the Fund's return or volatility targets will be met, or met over any particular time horizon. Targeted returns and volatility should be evaluated over the time period indicated and not over shorter periods. Targeted returns are not actual performance and should not be relied upon as an indication of actual or future performance.

Canada Life Mutual Funds are managed by Canada Life Investment Management Ltd. The funds are distributed by Quadrus Investment Services Ltd., IPC Investment Corporation, and IPC Securities Corporation, and may also be available through other authorized dealers in Canada. Commissions, trailing commissions, management fees and expenses all may be associated with mutual fund investments. Please read the prospectus before investing. Mutual funds are not guaranteed, their values change frequently, and past performance may not be repeated.

Canada Life Mutual Funds, Canada Life Investment Management and design, and Canada Life and design are trademarks of The Canada Life Assurance Company.

Canada Life U.S. Dividend Fund QFW

March 31, 2026

[^]Deferred Sales Charge (DSC) and Low Load Deferred Sales Charge (LSC) purchase options is closed to new investments given regulatory bans put in place for these purchase options that came into effect June 1, 2022.

[†]Soft capped - Contributions are no longer accepted to new investors., [‡]Hard capped - Contributions are no longer accepted.

Distribution of the chart, history standard and short-term reports are not permitted without including the fund profile long-term report. For money market fund reports: The current yield is an annualized historical yield based on the seven-day period ended on the date noted above and does not represent an actual one-year return. Reports produced using this website are for information purposes only. Canada Life Investment Management Ltd., and their affiliates, representatives, and third party content providers do not warrant the accuracy, completeness, or timeliness of this website or any content, and shall not be responsible for investment decisions, damages, or other losses resulting from the use of this website or its content. The only true report on unit values is the periodic statement prepared and sent by the mutual fund company. Important information about Canada Life Mutual Funds is found in Fund Facts. Commissions, trailing commissions, management fees and expenses all may be associated with mutual fund investments. The indicated rates of return are the historical annual compounded total returns including changes in unit value and reinvestment of all distributions and does not take into account sales, redemption, distribution or optional charges or income taxes payable by any unitholder that would have reduced returns. Mutual funds are not guaranteed, their values change frequently and past performance may not be repeated. Money market fund units are not covered by the Canada Deposit Insurance Corporation or by any other government deposit insurer. There can be no assurances that the fund will be able to maintain its net asset value per unit at a constant amount or that the full amount of your investment in the fund will be returned to you. Past performance of the funds may not be repeated. Canada Life Mutual Funds are managed by Canada Life Investment Management Ltd. The funds are distributed by Quadrus Investment Services Ltd., IPC Investment Corporation, and IPC Securities Corporation, and may also be available through other authorized dealers in Canada.

Financial information provided by Fundata Canada Inc.

©Fundata Canada Inc. All rights reserved.

