

Canada Life Global Multi-Sector Bond Fund - F



April 30, 2026

The Fund seeks to generate a high level of income over a full market cycle, regardless of market conditions, with a secondary objective of capital preservation by investing mainly in fixed income securities of issuers anywhere in the world.

Is this fund right for you?

- You want to protect your money from inflation while also protecting it from large swings in the market.
- You want to invest in fixed-income securities from anywhere in the world.
- You're comfortable with a low to medium level of risk.



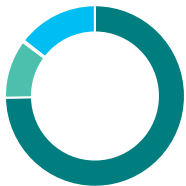
Fund category
Multi-Sector Fixed Income

Inception date
December 18, 2018

Management expense ratio (MER)
1.10%
(September 30, 2025)

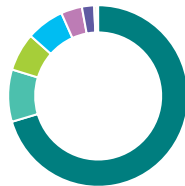
Fund management
Brandywine Global Investment Management, LLC

How is the fund invested? (as of February 28, 2026)



Asset allocation (%)

| | |
|----------------------|------|
| Foreign Bonds | 74.7 |
| Cash and Equivalents | 10.5 |
| Domestic Bonds | 0.3 |
| Other | 14.5 |



Geographic allocation (%)

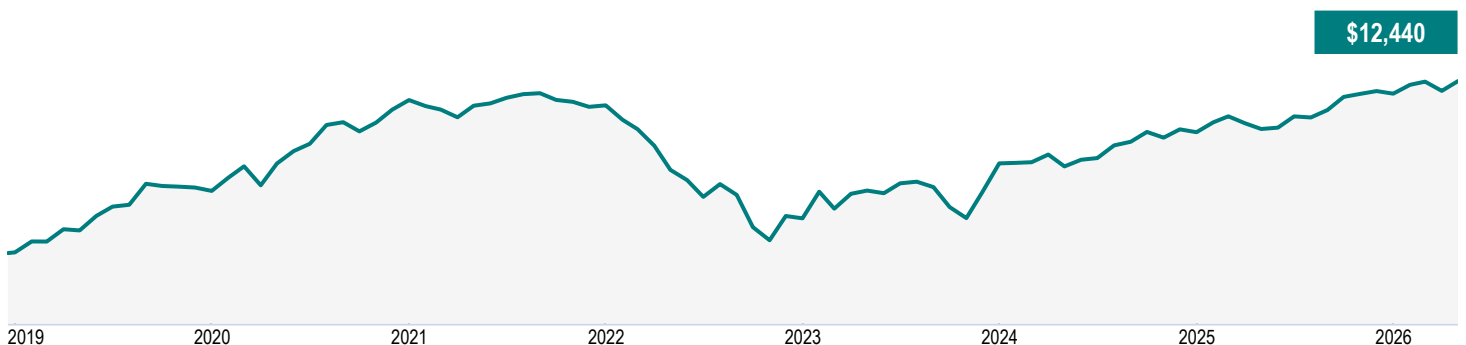
| | |
|----------------|------|
| United States | 70.5 |
| Canada | 9.3 |
| Brazil | 6.8 |
| Mexico | 6.8 |
| Argentina | 3.8 |
| Colombia | 2.2 |
| Egypt | 0.4 |
| Peru | 0.2 |
| United Kingdom | 0.1 |
| Other | -0.1 |



Sector allocation (%)

| | |
|--------------------------|------|
| Fixed Income | 89.5 |
| Cash and Cash Equivalent | 10.5 |

Growth of \$10,000 (since inception)



Canada Life Global Multi-Sector Bond Fund - F

April 30, 2026

Fund details (as of February 28, 2026)

| Top holdings | % |
|---|-------------|
| United States Treasury F/R 30-Apr-2027 | 12.6 |
| Cash and Cash Equivalents | 8.1 |
| Brazil Government 10.00% 01-Jan-2033 | 4.8 |
| Mexico Government 8.00% 31-Jul-2053 | 4.7 |
| Freddie Mac Stacr Remic Trust 7.67% 25-Nov-2043 | 2.0 |
| Brazil Government 10.00% 01-Jan-2035 | 2.0 |
| EchoStar Corp 3.88% 30-Nov-2030 | 1.6 |
| Mexico Government 7.50% 26-May-2033 | 1.5 |
| Freddie Mac Stacr Remic Trust 7.22% 25-Apr-2042 | 1.3 |
| Colombia Government 11.50% 25-Jul-2046 | 1.3 |
| Total allocation in top holdings | 39.9 |

| Portfolio characteristics | |
|------------------------------|------|
| Standard deviation | 4.3% |
| Dividend yield | - |
| Yield to maturity | 7.2% |
| Duration (years) | 3.4 |
| Coupon | 7.7% |
| Average credit rating | BB+ |
| Average market cap (million) | - |

Net assets (million)

\$503.6

Price

\$8.97

Number of holdings

171

Minimum initial investment

\$500

Fund codes

NL – MAX2162

Understanding returns

Annual compound returns (%)

| 1 MO | 3 MO | YTD | 1 YR | 3 YR | 5 YR | 10 YR | INCEPTION |
|------|------|-----|------|------|------|-------|-----------|
| 1.1 | 0.4 | 1.5 | 5.8 | 4.6 | 0.6 | - | 3.0 |

Calendar year returns (%)

| 2025 | 2024 | 2023 | 2022 | 2021 | 2020 | 2019 | 2018 |
|------|------|------|-------|------|------|------|------|
| 4.7 | 3.9 | 7.4 | -13.3 | -0.6 | 11.9 | 8.7 | - |

Range of returns over five years (January 01, 2019 - April 30, 2026)

| Best return | Best period end date | Worst return | Worst period end date | Average Return | % of periods with positive returns | Number of positive periods | Number of negative periods |
|-------------|----------------------|--------------|-----------------------|----------------|------------------------------------|----------------------------|----------------------------|
| 2.4% | Dec. 2023 | 0.1% | Dec. 2025 | 1.1% | 100.0% | 29 | 0 |

Contact information

Customer service centre

Toll free:

1-844-730-1633

Corporate website:
canadalifeinvest.ca

Canada Life Global Multi-Sector Bond Fund - F

April 30, 2026

Q1 2026 Fund Commentary

Commentary and opinions are provided by Brandywine Global Investment Management, LLC.

Market commentary

The global fixed income market generated weak results during the first quarter of 2026. Early hopes for moderating inflation and central bank accommodation gave way as oil prices surged amid escalating conflict in the Middle East. Expectations for central bank interest-rate cuts were replaced by “higher for longer” interest rates and even the possibility of rate hikes.

Fourth-quarter 2025 annualized gross domestic product (GDP) in the U.S. showed a 0.7% expansion. In the eurozone, the U.K. and Japan, fourth-quarter 2025 GDP was 0.2%, 0.1% and 0.3%, respectively, on a quarter-over-quarter basis.

The 10-year U.S. Treasury yield ended the quarter 12 basis points higher at 4.30%. Investment-grade and high-yield spreads widened and generated negative returns. U.S. mortgage-backed security (MBS) spreads were flat and posted a negative return over the quarter.

Performance

Overweight exposure to select emerging-market sovereign debt contributed to the Fund’s performance as high real yields continued to support emerging-market demand. U.S. corporate credit also contributed to performance because of resilient corporate fundamentals, supportive technicals and persistent demand for income.

Exposure to the Brazilian real and Mexican peso contributed to performance. Both were supported by attractive carry and improving domestic fundamentals. An underweight position in Japanese government bonds also contributed to performance as Japanese yields rose over the period amid firm underlying inflation pressures.

Currency positioning detracted from the Fund’s performance as the U.S. dollar strengthened because of increased geopolitical tensions.

Exposures to Egyptian and Chilean government bonds detracted from performance. Both markets were affected by the sharp rise in energy prices following the conflict in the Middle East.

Portfolio activity

There were no significant new additions to the Fund’s portfolio during the quarter.

The sub-advisor increased the Fund’s position in local-currency Colombian government bonds. Real yields remained attractive, and the country’s central bank remained committed to lowering inflation.

The Fund’s South Korean won position was sold because of continued weakness against the U.S. dollar amid wide interest-rate differentials.

The sub-advisor reduced the Fund’s exposure to the Mexican peso because of increased downside risks from domestic inflation and geopolitical concerns.

Canada Life Global Multi-Sector Bond Fund - F

April 30, 2026

Outlook

The second quarter of 2026 begins with what had been a broadening expansion – supported by easing trade tensions, firmer industrial activity and supportive financial conditions – being disrupted by conflict in the Middle East and the resulting energy shock. In the sub-advisor's view, the near-term macroeconomic picture is more one of stagflation, with higher headline inflation that may weigh on economic growth and keep policy paths uneven across regions.

The sub-advisor believes the current environment continues to favour income, diversification and careful security selection over broad market beta. Credit fundamentals remain relatively sound, but tighter starting spreads and rising macroeconomic uncertainty argue for a more discriminating approach, with an emphasis on sectors offering resilient carry and stronger downside support.

In the sub-advisor's view, higher-quality securitized assets remain attractive on a relative-value basis, while emerging markets may continue to offer selective opportunities, particularly where real yields are high, policy credibility is improving and commodity exposure provides a partial cushion against the energy shock.

The sub-advisor believes flexibility across global rates, spread sectors, securitized credit and emerging markets may remain critical as the macroeconomic outlook evolves.

Canada Life Global Multi-Sector Bond Fund - F

April 30, 2026

Disclaimer

The commentaries on the company specific information and purchases and sales were provided by the fund manager. Canada Life Investment Management Ltd. will not be liable for any loss, or damages whatsoever, whether directly or indirectly incurred, arising out of the use or misuse of errors or omissions in any information contained in this commentary. The data provided in this commentary is for information purposes only and, except where otherwise indicated, is current as of Mar 31, 2026.

The views expressed in this commentary are those of the fund manager as at the date of publication and are subject to change without notice. This commentary is presented only as a general source of information and is not intended as a solicitation to buy or sell specific investments, nor is it intended to provide tax or legal advice. Prospective investors should review the offering documents relating to any investment carefully before making an investment decision and should ask their Advisor for advice based on their specific circumstances.

The content of this commentary (including facts, views, opinions, recommendations, descriptions of or references to, products or securities) is not to be used or construed as investment advice, as an offer to sell or the solicitation of an offer to buy, or an endorsement, recommendation or sponsorship of any entity or security cited. Although we endeavour to ensure its accuracy and completeness, we assume no responsibility for any reliance upon it.

This document may contain forward-looking information which reflect our or third-party current expectations or forecasts of future events. Forward-looking information is inherently subject to, among other things, risks, uncertainties and assumptions that could cause actual results to differ materially from those expressed herein. These risks, uncertainties and assumptions include, without limitation, general economic, political and market factors, interest and foreign exchange rates, the volatility of equity and capital markets, business competition, technological change, changes in government regulations, changes in tax laws, unexpected judicial or regulatory proceedings and catastrophic events. Please consider these and other factors carefully and not place undue reliance on forward-looking information. The forward-looking information contained herein is current only as of Mar 31, 2026. There should be no expectation that such information will in all circumstances be updated, supplemented or revised whether as a result of new information, changing circumstances, future events or otherwise.

There can be no assurance that the Fund's return or volatility targets will be met, or met over any particular time horizon. Targeted returns and volatility should be evaluated over the time period indicated and not over shorter periods. Targeted returns are not actual performance and should not be relied upon as an indication of actual or future performance.

Canada Life Mutual Funds are managed by Canada Life Investment Management Ltd. The funds are distributed by Quadrus Investment Services Ltd., IPC Investment Corporation, and IPC Securities Corporation, and may also be available through other authorized dealers in Canada. Commissions, trailing commissions, management fees and expenses all may be associated with mutual fund investments. Please read the prospectus before investing. Mutual funds are not guaranteed, their values change frequently, and past performance may not be repeated.

Canada Life Mutual Funds, Canada Life Investment Management and design, and Canada Life and design are trademarks of The Canada Life Assurance Company.

Canada Life Global Multi-Sector Bond Fund - F

April 30, 2026

[^]Deferred Sales Charge (DSC) and Low Load Deferred Sales Charge (LSC) purchase options is closed to new investments given regulatory bans put in place for these purchase options that came into effect June 1, 2022.

[†]Soft capped - Contributions are no longer accepted to new investors., [‡]Hard capped - Contributions are no longer accepted.

Distribution of the chart, history standard and short-term reports are not permitted without including the fund profile long-term report. For money market fund reports: The current yield is an annualized historical yield based on the seven-day period ended on the date noted above and does not represent an actual one-year return. Reports produced using this website are for information purposes only. Canada Life Investment Management Ltd., and their affiliates, representatives, and third party content providers do not warrant the accuracy, completeness, or timeliness of this website or any content, and shall not be responsible for investment decisions, damages, or other losses resulting from the use of this website or its content. The only true report on unit values is the periodic statement prepared and sent by the mutual fund company. Important information about Canada Life Mutual Funds is found in Fund Facts. Commissions, trailing commissions, management fees and expenses all may be associated with mutual fund investments. The indicated rates of return are the historical annual compounded total returns including changes in unit value and reinvestment of all distributions and does not take into account sales, redemption, distribution or optional charges or income taxes payable by any unitholder that would have reduced returns. Mutual funds are not guaranteed, their values change frequently and past performance may not be repeated. Money market fund units are not covered by the Canada Deposit Insurance Corporation or by any other government deposit insurer. There can be no assurances that the fund will be able to maintain its net asset value per unit at a constant amount or that the full amount of your investment in the fund will be returned to you. Past performance of the funds may not be repeated. Canada Life Mutual Funds are managed by Canada Life Investment Management Ltd. The funds are distributed by Quadrus Investment Services Ltd., IPC Investment Corporation, and IPC Securities Corporation, and may also be available through other authorized dealers in Canada.

Financial information provided by Fundata Canada Inc.

©Fundata Canada Inc. All rights reserved.

