

Canada Life Canadian Value Balanced Fund QF



March 31, 2026

A fund that aims to find balance between long-term growth and consistent income.

Is this fund right for you?

- You want your money to grow over a longer term.
- You want to invest in mid- to large- cap Canadian equities and fixed income securities.
- You're comfortable with a low to medium level of risk.

RISK RATING



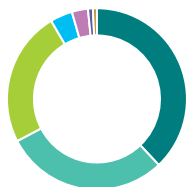
Fund category
Canadian Equity Balanced

Inception date
September 09, 2020

Management expense ratio (MER)
1.32%
(September 30, 2025)

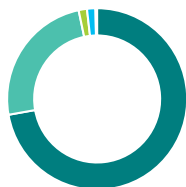
Fund management
Beutel, Goodman & Company Ltd.

How is the fund invested? (as of January 31, 2026)



Asset allocation (%)

Canadian Equity	38.0
Domestic Bonds	29.4
US Equity	24.2
Cash and Equivalents	4.0
International Equity	2.9
Income Trust Units	0.9
Foreign Bonds	0.7
Other	-0.1



Geographic allocation (%)

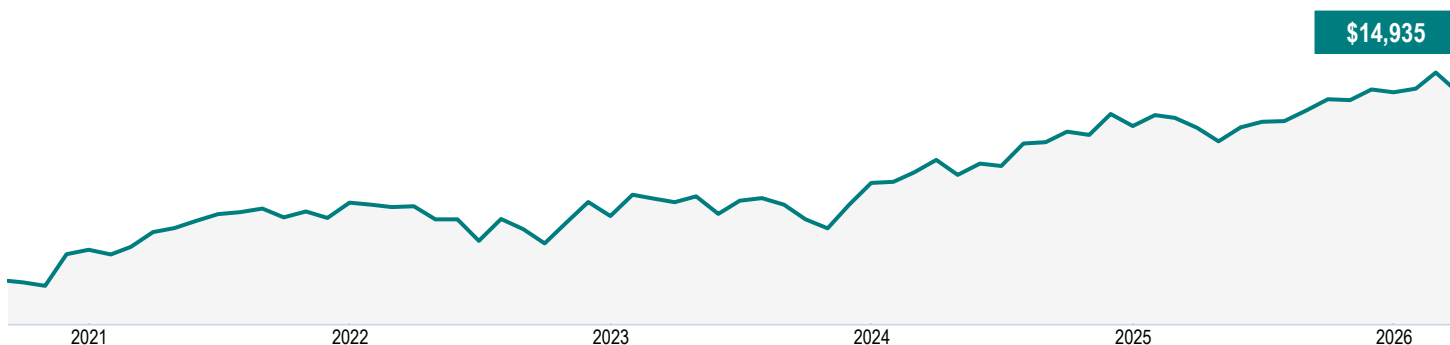
Canada	72.3
United States	24.5
Switzerland	1.5
Ireland	1.5
France	0.2
Europe	0.1
Other	-0.1



Sector allocation (%)

Fixed Income	30.0
Financial Services	17.2
Consumer Services	7.8
Technology	7.4
Industrial Services	6.0
Healthcare	5.4
Basic Materials	4.5
Energy	4.1
Cash and Cash Equivalent	4.0
Other	13.6

Growth of \$10,000 (since inception)



Canada Life Canadian Value Balanced Fund QF

March 31, 2026

Fund details (as of January 31, 2026)

Top holdings	%
Cash and Cash Equivalents	3.6
Toronto-Dominion Bank	2.7
Bank of Montreal	2.6
Royal Bank of Canada	2.3
Canada Government 3.25% 01-Jun-2035	1.7
Manulife Financial Corp	1.6
Nutrien Ltd	1.6
Merck & Co Inc	1.6
Alimentation Couche-Tard Inc	1.5
Medtronic PLC	1.5
Total allocation in top holdings	20.7

Portfolio characteristics	
Standard deviation	8.3%
Dividend yield	2.3%
Yield to maturity	3.8%
Duration (years)	7.6
Coupon	4.3%
Average credit rating	A+
Average market cap (million)	\$95,027.4

Net assets (million)

\$55.4

Price

\$13.21

Number of holdings

187

Minimum initial investment

\$500

Fund codes

NL – MAX8104

Contact information

Customer service centre

Toll free:
1-844-730-1633

Corporate website:
canadalifeinvest.ca

Understanding returns

Annual compound returns (%)

1 MO	3 MO	YTD	1 YR	3 YR	5 YR	10 YR	INCEPTION
-3.4	0.0	0.0	6.6	7.4	5.8	-	7.5

Calendar year returns (%)

2025	2024	2023	2022	2021	2020	2019	2018
6.3	11.9	7.4	-2.9	11.4	-	-	-

Range of returns over five years (October 01, 2020 - March 31, 2026)

Best return	Best period end date	Worst return	Worst period end date	Average Return	% of periods with positive returns	Number of positive periods	Number of negative periods
8.3%	Oct. 2025	5.8%	March 2026	7.2%	100.0%	7	0

Canada Life Canadian Value Balanced Fund QF

March 31, 2026

Q4 2025 Fund Commentary

Commentary and opinions are provided by Beutel, Goodman & Company Ltd..

Market commentary

During the fourth quarter of 2025, the Bank of Canada (BoC) reduced interest rates by 25 basis points at its October meeting but kept rates steady at its December meeting. In total, the BoC lowered interest rates four times in 2025, which was supportive for equity markets. Commodity prices were volatile, with gold and precious metals prices sharply higher, while oil prices declined.

The S&P 500 Index was driven by strength in the communication services and information technology sectors and, to a lesser extent, the industrials sector. The consumer staples and consumer discretionary sectors lagged through 2025, while the health care sector had a reversal of fortune in the fourth quarter of 2025, but not enough to offset weakness in the first three quarters of the year. Small- and mid-capitalization stocks fared far worse than their large-capitalization counterparts.

Performance

The Fund's relative exposures to The Toronto-Dominion Bank (TD Bank), Royal Bank of Canada and Merck & Co. Inc. contributed to performance. TD Bank reported better-than-expected results and announced an additional \$6 to \$7 billion share buyback program. Royal Bank of Canada delivered strong quarterly earnings driven by capital markets and wealth management strength. Merck reported better-than-expected third-quarter 2025 results, with sales increasing 3%.

Relative exposures to Kimberly-Clark Corp., Harley-Davidson Inc. and NetApp Inc. detracted from the Fund's performance. Kimberly-Clark's announcement to purchase Kenvue Inc., formerly the consumer health division of Johnson & Johnson, was not well received by the market. This led to a significant share price decline for the company early in November. Harley-Davidson's earnings forecast was pulled mid-year, leaving expectations for the company uncertain. NetApp reported better-than-expected fiscal results, but investors worried about the company's margins in 2026 as memory prices have risen.

In Canadian equities, stock selection in the financials, communication services and utilities sectors contributed to the Fund's performance. Overweight exposure to the utilities sector also contributed to performance. In the U.S., overweight exposure to the industrials sector contributed to performance. Stock selection in the industrials and consumer discretionary sectors also contributed to performance.

Within Canadian equities, stock selection in the materials, information technology and consumer staples sectors detracted from the Fund's performance. Underweight exposures to materials and information technology sectors and overweight exposure to the consumer staples sector also detracted from performance. In U.S. equities, stock selection in the information technology, communication services and materials sectors detracted from performance.

Among fixed income holdings, duration (interest rate sensitivity) contributed to the Fund's performance. Overweight exposure to corporate bonds contributed to performance. Yield curve positioning also contributed to performance, as did selection among government bonds. Security selection within corporate bonds detracted from performance, particularly among lower-credit-risk corporate securities.

Canada Life Canadian Value Balanced Fund QF

March 31, 2026

Portfolio activity

The sub-advisor added to the Fund a holding in Canadian Natural Resources Ltd. for the company's large and diverse portfolio of low-cost and long-life crude oil and natural gas assets. Existing holdings in AltaGas Ltd., Boyd Group Services Inc., Canadian Apartment Properties REIT, Canadian Pacific Railway Co. and CGI Inc., among others, were increased.

The Fund's holding in The Interpublic Group of Cos. Inc. was sold after the company was acquired by Omnicom Group Inc. Holdings in Canadian National Railway Co., Sun Life Financial Inc., Amgen Inc. and Merck were reduced.

Outlook

Despite an uncertain macroeconomic environment, the Canadian financials sector was up in the fourth quarter of 2025. Credit provisions taken in the first quarter eased and valuations expanded, reflecting expectations for economic improvement in 2026.

The thematic concentration around artificial intelligence (AI) that has characterized U.S. markets adds to general concentration and valuation concerns. Twelve of the top 20 S&P 500 Index contributors in 2025 were related to AI, accounting for nearly three-quarters of the index's returns. AI-related gains extended far beyond the top 20. The narrowness of these gains worsens risks for the index.

The outlook for 2026 remains sensitive to the durability of domestic growth, ongoing trade uncertainty and fiscal dynamics. The sub-advisor anticipates an economic soft landing, but the Canadian economy remains vulnerable. Job growth has been limited over the past year, particularly in trade-exposed sectors. At the same time, immigration growth, which was a meaningful boost to demand over the past five years, slowed to zero. The sub-advisor expects the dynamic of slow job growth but contained unemployment to continue over the next 12 months.

Fiscal policy is likely to be a key driver in 2026. In the U.S., the sub-advisor expects the extension of tax cuts and the immediate expensing of certain capital expenditures to provide a stimulative impulse. The sub-advisor anticipates additional policy support as the U.S. 2026 midterm elections approach.

Canada Life Canadian Value Balanced Fund QF

March 31, 2026

Disclaimer

The commentaries on the company specific information and purchases and sales were provided by the fund manager. Canada Life Investment Management Ltd. will not be liable for any loss, or damages whatsoever, whether directly or indirectly incurred, arising out of the use or misuse of errors or omissions in any information contained in this commentary. The data provided in this commentary is for information purposes only and, except where otherwise indicated, is current as of Dec 31, 2025.

The views expressed in this commentary are those of the fund manager as at the date of publication and are subject to change without notice. This commentary is presented only as a general source of information and is not intended as a solicitation to buy or sell specific investments, nor is it intended to provide tax or legal advice. Prospective investors should review the offering documents relating to any investment carefully before making an investment decision and should ask their Advisor for advice based on their specific circumstances.

The content of this commentary (including facts, views, opinions, recommendations, descriptions of or references to, products or securities) is not to be used or construed as investment advice, as an offer to sell or the solicitation of an offer to buy, or an endorsement, recommendation or sponsorship of any entity or security cited. Although we endeavour to ensure its accuracy and completeness, we assume no responsibility for any reliance upon it.

This document may contain forward-looking information which reflect our or third-party current expectations or forecasts of future events. Forward-looking information is inherently subject to, among other things, risks, uncertainties and assumptions that could cause actual results to differ materially from those expressed herein. These risks, uncertainties and assumptions include, without limitation, general economic, political and market factors, interest and foreign exchange rates, the volatility of equity and capital markets, business competition, technological change, changes in government regulations, changes in tax laws, unexpected judicial or regulatory proceedings and catastrophic events. Please consider these and other factors carefully and not place undue reliance on forward-looking information. The forward-looking information contained herein is current only as of Dec 31, 2025. There should be no expectation that such information will in all circumstances be updated, supplemented or revised whether as a result of new information, changing circumstances, future events or otherwise.

There can be no assurance that the Fund's return or volatility targets will be met, or met over any particular time horizon. Targeted returns and volatility should be evaluated over the time period indicated and not over shorter periods. Targeted returns are not actual performance and should not be relied upon as an indication of actual or future performance.

Canada Life Mutual Funds are managed by Canada Life Investment Management Ltd. The funds are distributed by Quadrus Investment Services Ltd., IPC Investment Corporation, and IPC Securities Corporation, and may also be available through other authorized dealers in Canada. Commissions, trailing commissions, management fees and expenses all may be associated with mutual fund investments. Please read the prospectus before investing. Mutual funds are not guaranteed, their values change frequently, and past performance may not be repeated.

Canada Life Mutual Funds, Canada Life Investment Management and design, and Canada Life and design are trademarks of The Canada Life Assurance Company.

Canada Life Canadian Value Balanced Fund QF

March 31, 2026

[^]Deferred Sales Charge (DSC) and Low Load Deferred Sales Charge (LSC) purchase options is closed to new investments given regulatory bans put in place for these purchase options that came into effect June 1, 2022.

[†]Soft capped - Contributions are no longer accepted to new investors., [‡]Hard capped - Contributions are no longer accepted.

Distribution of the chart, history standard and short-term reports are not permitted without including the fund profile long-term report. For money market fund reports: The current yield is an annualized historical yield based on the seven-day period ended on the date noted above and does not represent an actual one-year return. Reports produced using this website are for information purposes only. Canada Life Investment Management Ltd., and their affiliates, representatives, and third party content providers do not warrant the accuracy, completeness, or timeliness of this website or any content, and shall not be responsible for investment decisions, damages, or other losses resulting from the use of this website or its content. The only true report on unit values is the periodic statement prepared and sent by the mutual fund company. Important information about Canada Life Mutual Funds is found in Fund Facts. Commissions, trailing commissions, management fees and expenses all may be associated with mutual fund investments. The indicated rates of return are the historical annual compounded total returns including changes in unit value and reinvestment of all distributions and does not take into account sales, redemption, distribution or optional charges or income taxes payable by any unitholder that would have reduced returns. Mutual funds are not guaranteed, their values change frequently and past performance may not be repeated. Money market fund units are not covered by the Canada Deposit Insurance Corporation or by any other government deposit insurer. There can be no assurances that the fund will be able to maintain its net asset value per unit at a constant amount or that the full amount of your investment in the fund will be returned to you. Past performance of the funds may not be repeated. Canada Life Mutual Funds are managed by Canada Life Investment Management Ltd. The funds are distributed by Quadrus Investment Services Ltd., IPC Investment Corporation, and IPC Securities Corporation, and may also be available through other authorized dealers in Canada.

Financial information provided by Fundata Canada Inc.

©Fundata Canada Inc. All rights reserved.

