

Canada Life Sustainable Global Bond Fund W



March 31, 2026

A fixed-income fund seeking to provide a high level of interest income with the potential for growth.

Is this fund right for you?

- You are looking for an environmental, social and governance ("ESG") focused global bond fund
- You want a medium to long-term investment
- You can handle the volatility of bond markets

RISK RATING



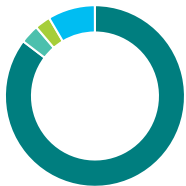
Fund category
Global Fixed Income

Inception date
July 19, 2023

Management expense ratio (MER)
1.61%
(September 30, 2025)

Fund management
J.P. Morgan Investment Management Inc.

How is the fund invested? (as of January 31, 2026)



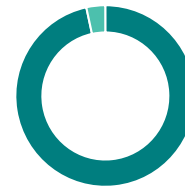
Asset allocation (%)

Foreign Bonds	85.3
Cash and Equivalents	3.4
Domestic Bonds	2.8
Other	8.5



Geographic allocation (%)

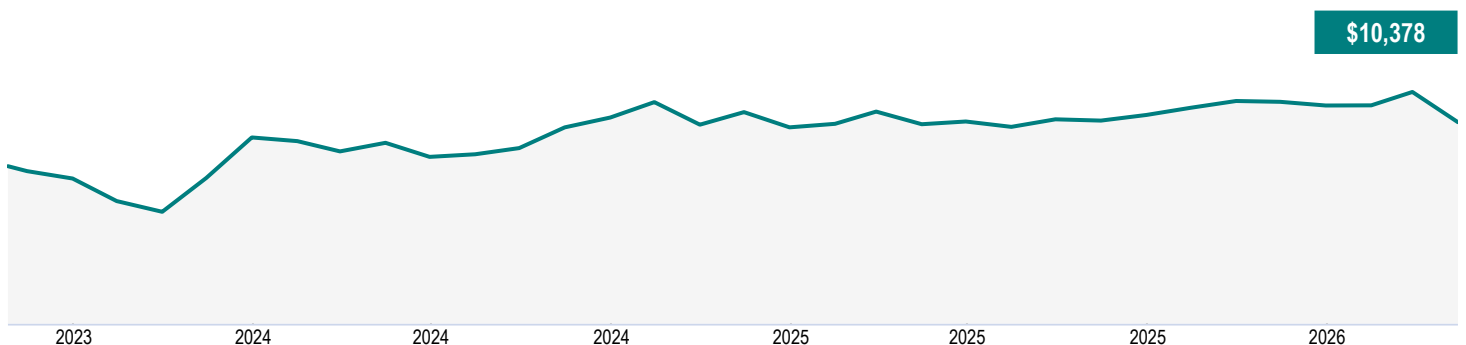
United States	39.1
Europe	12.7
United Kingdom	9.2
Italy	8.2
Germany	5.4
Canada	5.0
Australia	4.7
Japan	4.4
Mexico	2.9
Other	8.4



Sector allocation (%)

Fixed Income	96.7
Cash and Cash Equivalent	3.4
Other	-0.1

Growth of \$10,000 (since inception)



Canada Life Sustainable Global Bond Fund W

March 31, 2026

Fund details (as of January 31, 2026)

Top holdings	%
United Kingdom Government 4.50% 07-Mar-2035	7.7
Italy Government 3.65% 01-Aug-2035	4.4
Australia Government 4.25% 21-Mar-2036	3.9
Italy Government 4.30% 01-Oct-2054	3.4
Bundesrepublik Deutschland Bundesanleihe 2.60% 15-Aug-2035	3.3
Government of France OAT [144A] 3.50% 25-Nov-2035	2.5
Cash and Cash Equivalents	2.4
United States Treasury 4.00% 15-Nov-2035	2.2
United States Treasury 4.75% 15-Feb-2045	2.0
Government of Japan 1.50% 20-Jun-2035	1.9
Total allocation in top holdings	33.7

Portfolio characteristics	
Standard deviation	-
Dividend yield	-
Yield to maturity	4.6%
Duration (years)	7.2
Coupon	4.4%
Average credit rating	A+
Average market cap (million)	-

Net assets (million)

\$175.3

Price

\$9.70

Number of holdings

187

Minimum initial investment

\$500,000

Fund codes

FEL – MAX8345

DSC^ – MAX8445

LSC^ – MAX8545

Understanding returns

Annual compound returns (%)

1 MO	3 MO	YTD	1 YR	3 YR	5 YR	10 YR	INCEPTION
-2.5	-1.4	-1.4	0.2	-	-	-	1.4

Calendar year returns (%)

2025	2024	2023	2022	2021	2020	2019	2018
1.8	0.9	-	-	-	-	-	-

Range of returns over five years

Best return	Best period end date	Worst return	Worst period end date	Average Return	% of periods with positive returns	Number of positive periods	Number of negative periods
-------------	----------------------	--------------	-----------------------	----------------	------------------------------------	----------------------------	----------------------------

Data not available based on date of inception

Contact information

Customer service centre

Toll free:
1-844-730-1633

Corporate website:
canadalifeinvest.ca

Canada Life Sustainable Global Bond Fund W

March 31, 2026

Q4 2025 Fund Commentary

Commentary and opinions are provided by J.P. Morgan Investment Management Inc..

Market commentary

The fourth quarter of 2025 saw shifting geopolitical dynamics and market uncertainty. Early optimism from a U.S.-China trade agreement was offset by the U.S. government shutdown in the fall of 2025. The shutdown created data ambiguity and raised concerns over economic growth, tariff impacts and fiscal expansion. In the fixed income market, 10-year U.S. Treasury yields ended December at 4.17%. Ten-year German bund yields and 10-year U.K. gilt yields ended at 2.85% and 4.47%, respectively.

U.S. economic activity showed weakness, with lower manufacturing and services activity, as well as consumer sentiment. Unemployment rose to 4.4% and jobless claims reached their highest level in three years. However, core inflation fell to 2.5% on a year-over-year basis in November, in line with the U.S. Federal Reserve Board's (Fed) target of 2%. In response to labour market risks in the U.S., the Fed cut the range of its federal funds rate to 3.50%–3.75% in December.

In the eurozone, core inflation remained stable at around 2.4%. Industrial production was volatile, with declines in Germany and Italy offset by gains elsewhere, followed by a modest rebound in September. The European Central Bank left its deposit rate unchanged at 2.00% in December, while upgrading both growth and inflation forecasts. In the U.K., core and services inflation declined. The Bank of England cut its policy interest rate in December, from 4.00% to 3.75%.

In Japan, consumer sentiment improved as households anticipated supportive government policies. Core inflation declined to 2.3% in December, driven by government gasoline subsidies. Government policies helped restrain inflation, though underlying price pressures persisted.

Performance

Overweight exposure to investment-grade corporate bonds and agency mortgage-backed securities (MBS) contributed to the Fund's performance. Investment-grade bonds were supported by investor demand. Agency MBS were affected by narrowing spreads. Duration (interest rate sensitivity) positioning contributed to performance, with overweight exposure to U.S. duration and underweight exposure to eurozone and U.K. duration. At a regional level, exposure to Italian government bonds contributed to performance.

Inflation-protected treasury bond exposure, held as a hedge against an expected rise in inflation, detracted from the Fund's performance.

Portfolio activity

The Fund's U.S. duration was shifted to being underweight versus that of its benchmark with the sub-advisor's expectation for U.S. interest rates to stay flat. There were conflicting labour market data and other macroeconomic indicators in the U.S. Select U.S. holdings were increased as a hedge against risk. Exposure to agency MBS was reduced to take profits.

Canada Life Sustainable Global Bond Fund W

March 31, 2026

Outlook

In the sub-advisor's view, anticipation of another Fed cut to the federal funds rate and fiscal stimulus measures should sustain economic growth into 2026. Globally, central banks are largely accommodative, and fiscal stimulus should further bolster activity. The sub-advisor expects these factors, along with artificial intelligence-driven productivity gains, to provide a stable environment for markets and economic resilience.

The sub-advisor favours diversified carry-oriented strategies. The Fund has underweight exposure to U.S. duration as interest rates are expected to be stable amid conflicting labour market and economic data. The Fund holds overweight exposure to U.K. duration, with underweight exposure to the eurozone because of a difference in fundamentals and valuations.

The Fund has overweight exposure to agency MBS and investment-grade corporate credit as yields are attractive and earnings have been robust. In eurozone spreads, the sub-advisor favours overweight exposure to Italy versus Germany and France. In currency, the Fund has exposure to diversified emerging markets, funding it through a short euro holding.

Canada Life Sustainable Global Bond Fund W

March 31, 2026

Disclaimer

The commentaries on the company specific information and purchases and sales were provided by the fund manager. Canada Life Investment Management Ltd. will not be liable for any loss, or damages whatsoever, whether directly or indirectly incurred, arising out of the use or misuse of errors or omissions in any information contained in this commentary. The data provided in this commentary is for information purposes only and, except where otherwise indicated, is current as of Dec 31, 2025.

The views expressed in this commentary are those of the fund manager as at the date of publication and are subject to change without notice. This commentary is presented only as a general source of information and is not intended as a solicitation to buy or sell specific investments, nor is it intended to provide tax or legal advice. Prospective investors should review the offering documents relating to any investment carefully before making an investment decision and should ask their Advisor for advice based on their specific circumstances.

The content of this commentary (including facts, views, opinions, recommendations, descriptions of or references to, products or securities) is not to be used or construed as investment advice, as an offer to sell or the solicitation of an offer to buy, or an endorsement, recommendation or sponsorship of any entity or security cited. Although we endeavour to ensure its accuracy and completeness, we assume no responsibility for any reliance upon it.

This document may contain forward-looking information which reflect our or third-party current expectations or forecasts of future events. Forward-looking information is inherently subject to, among other things, risks, uncertainties and assumptions that could cause actual results to differ materially from those expressed herein. These risks, uncertainties and assumptions include, without limitation, general economic, political and market factors, interest and foreign exchange rates, the volatility of equity and capital markets, business competition, technological change, changes in government regulations, changes in tax laws, unexpected judicial or regulatory proceedings and catastrophic events. Please consider these and other factors carefully and not place undue reliance on forward-looking information. The forward-looking information contained herein is current only as of Dec 31, 2025. There should be no expectation that such information will in all circumstances be updated, supplemented or revised whether as a result of new information, changing circumstances, future events or otherwise.

There can be no assurance that the Fund's return or volatility targets will be met, or met over any particular time horizon. Targeted returns and volatility should be evaluated over the time period indicated and not over shorter periods. Targeted returns are not actual performance and should not be relied upon as an indication of actual or future performance.

Canada Life Mutual Funds are managed by Canada Life Investment Management Ltd. The funds are distributed by Quadrus Investment Services Ltd., IPC Investment Corporation, and IPC Securities Corporation, and may also be available through other authorized dealers in Canada. Commissions, trailing commissions, management fees and expenses all may be associated with mutual fund investments. Please read the prospectus before investing. Mutual funds are not guaranteed, their values change frequently, and past performance may not be repeated.

Canada Life Mutual Funds, Canada Life Investment Management and design, and Canada Life and design are trademarks of The Canada Life Assurance Company.

Canada Life Sustainable Global Bond Fund W

March 31, 2026

[^]Deferred Sales Charge (DSC) and Low Load Deferred Sales Charge (LSC) purchase options is closed to new investments given regulatory bans put in place for these purchase options that came into effect June 1, 2022.

[†]Soft capped - Contributions are no longer accepted to new investors., [‡]Hard capped - Contributions are no longer accepted.

Distribution of the chart, history standard and short-term reports are not permitted without including the fund profile long-term report. For money market fund reports: The current yield is an annualized historical yield based on the seven-day period ended on the date noted above and does not represent an actual one-year return. Reports produced using this website are for information purposes only. Canada Life Investment Management Ltd., and their affiliates, representatives, and third party content providers do not warrant the accuracy, completeness, or timeliness of this website or any content, and shall not be responsible for investment decisions, damages, or other losses resulting from the use of this website or its content. The only true report on unit values is the periodic statement prepared and sent by the mutual fund company. Important information about Canada Life Mutual Funds is found in Fund Facts. Commissions, trailing commissions, management fees and expenses all may be associated with mutual fund investments. The indicated rates of return are the historical annual compounded total returns including changes in unit value and reinvestment of all distributions and does not take into account sales, redemption, distribution or optional charges or income taxes payable by any unitholder that would have reduced returns. Mutual funds are not guaranteed, their values change frequently and past performance may not be repeated. Money market fund units are not covered by the Canada Deposit Insurance Corporation or by any other government deposit insurer. There can be no assurances that the fund will be able to maintain its net asset value per unit at a constant amount or that the full amount of your investment in the fund will be returned to you. Past performance of the funds may not be repeated. Canada Life Mutual Funds are managed by Canada Life Investment Management Ltd. The funds are distributed by Quadrus Investment Services Ltd., IPC Investment Corporation, and IPC Securities Corporation, and may also be available through other authorized dealers in Canada.

Financial information provided by Fundata Canada Inc.

©Fundata Canada Inc. All rights reserved.

