

November 30, 2024

A portfolio fund focused on long-term growth while aiming to provide some income.

Is this fund right for you?

- You want your money to grow over the longer term.
- You want to invest mainly in equity funds (target: 80 per cent).
- You're comfortable with a low to medium level of risk.

RISK RATING



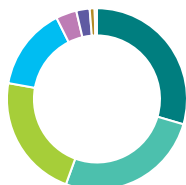
Fund category
Global Equity Balanced

Inception date
July 12, 2016

Management expense ratio (MER)
1.30%
(September 30, 2024)

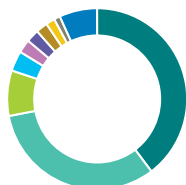
Fund management
Portfolio Solutions Group

How is the fund invested? (as of September 30, 2024)



Asset allocation (%)

US Equity	29.5
International Equity	26.1
Canadian Equity	22.2
Domestic Bonds	14.8
Foreign Bonds	3.7
Cash and Equivalents	2.4
Income Trust Units	0.9
Other	0.4



Geographic allocation (%)

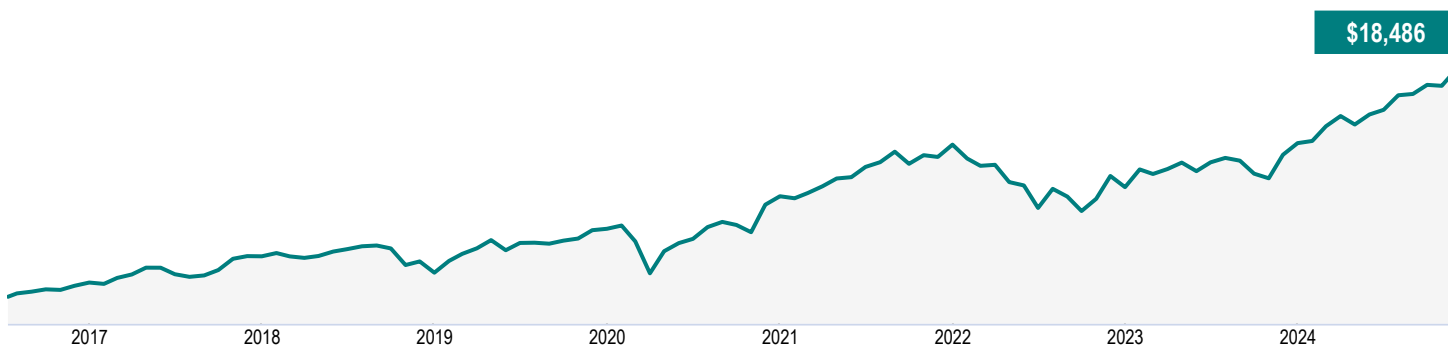
Canada	39.7
United States	32.3
Multi-National	8.1
United Kingdom	3.6
France	2.4
Ireland	2.3
Japan	2.1
Switzerland	1.6
Germany	1.1
Other	6.8



Sector allocation (%)

Fixed Income	18.9
Financial Services	13.6
Technology	12.9
Mutual Fund	7.6
Healthcare	6.9
Consumer Services	6.3
Industrial Goods	5.5
Consumer Goods	5.3
Industrial Services	5.2
Other	17.8

Growth of \$10,000 (since inception)



Canada Life Advanced Portfolio QF5

November 30, 2024

Fund details (as of September 30, 2024)

Top holdings	%
Canada Life Canadian Core Fixed Inc Fd I	8.0
Mackenzie Emerging Markets Opportunities Fund Series CL	3.8
Canada Life Emerging Markets Concentrated Equity Fund	3.7
Cash and Cash Equivalents	2.0
Microsoft Corp	1.7
Royal Bank of Canada	1.7
Apple Inc	1.4
Toronto-Dominion Bank	1.2
NVIDIA Corp	1.0
Amazon.com Inc	1.0
Total allocation in top holdings	25.5

Portfolio characteristics	
Standard deviation	10.5%
Dividend yield	1.9%
Yield to maturity	4.8%
Duration (years)	6.9
Coupon	4.5%
Average credit rating	A

Net assets (million)

\$429.5

Price

\$15.39

Number of holdings

2829

Minimum initial investment

\$500

Fund codes

NL – MAX6410

Contact information

Customer service centre

Toll free:
1-888-532-3322

Corporate website:
canadalife.com

Understanding returns

Annual compound returns (%)

1 MO	3 MO	YTD	1 YR	3 YR	5 YR	10 YR	INCEPTION
3.4	5.2	17.4	20.8	6.7	8.2	-	7.6

Calendar year returns (%)

2023	2022	2021	2020	2019	2018	2017	2016
11.7	-10.1	14.0	9.7	15.1	-5.3	9.3	-

Range of returns over five years (August 01, 2016 - November 30, 2024)

Best return	Best period end date	Worst return	Worst period end date	Average Return	% of periods with positive returns	Number of positive periods	Number of negative periods
8.6%	Aug. 2021	3.6%	Oct. 2022	6.3%	100.0%	41	0

†Soft capped, ‡Hard capped

Distribution of the chart, history standard and short-term reports are not permitted without including the fund profile long-term report. For money market fund reports: The current yield is an annualized historical yield based on the seven-day period ended on the date noted above and does not represent an actual one-year return. Reports produced using this website are for information purposes only. Canada Life Investment Management Ltd., and their affiliates, representatives, and third party content providers do not warrant the accuracy, completeness, or timeliness of this website or any content, and shall not be responsible for investment decisions, damages, or other losses resulting from the use of this website or its content. The only true report on unit values is the periodic statement prepared and sent by the mutual fund company. Important information about Canada Life Mutual Funds is found in Fund Facts. Commissions, trailing commissions, management fees and expenses all may be associated with mutual fund investments. The indicated rates of return are the historical annual compounded total returns including changes in unit value and reinvestment of all distributions and does not take into account sales, redemption, distribution or optional charges or income taxes payable by any unitholder that would have reduced returns. Mutual funds are not guaranteed, their values change frequently and past performance may not be repeated. Money market fund units are not covered by the Canada Deposit Insurance Corporation or by any other government deposit insurer. There can be no assurances that the fund will be able to maintain its net asset value per unit at a constant amount or that the full amount of your investment in the fund will be returned to you. Past performance of the funds may not be repeated. Canada Life Mutual Funds are managed by Canada Life Investment Management Ltd. offered exclusively through Quadrus Investment Services Ltd., IPC Investment Corporation and IPC Securities Corporation.

Financial information provided by Fundata Canada Inc.

©Fundata Canada Inc. All rights reserved.

