

Canada Life Sustainable Growth Portfolio



February 28, 2025

Designed for investors looking for a socially-conscious investment solution while at the same time wanting to meet their long-term investment objectives. This solution seeks to invest in the securities of companies that have sound environmental, social and governance practises alongside attractive financial characteristics.

Fund category
Global Equity Balanced

Inception date
September 20, 2021

Management expense ratio (MER)
2.46%
(September 30, 2024)

Fund management
JPMorgan Asset Management (Canada) Inc.

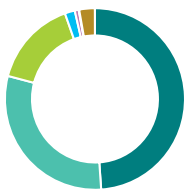
Is this fund right for you?

- Growth oriented investors who are looking to generate long-term capital growth with some income using a responsible investing approach.
- Investors who want exposure to a globally diverse mix of asset classes, with a primary focus on equities.
- Comfortable with a low to medium level of risk

RISK RATING

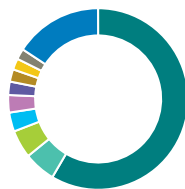


How is the fund invested? (as of November 30, 2024)



Asset allocation (%)

US Equity	48.9
International Equity	30.2
Foreign Bonds	15.5
Cash and Equivalents	1.8
Domestic Bonds	0.7
Income Trust Units	0.1
Other	2.8



Geographic allocation (%)

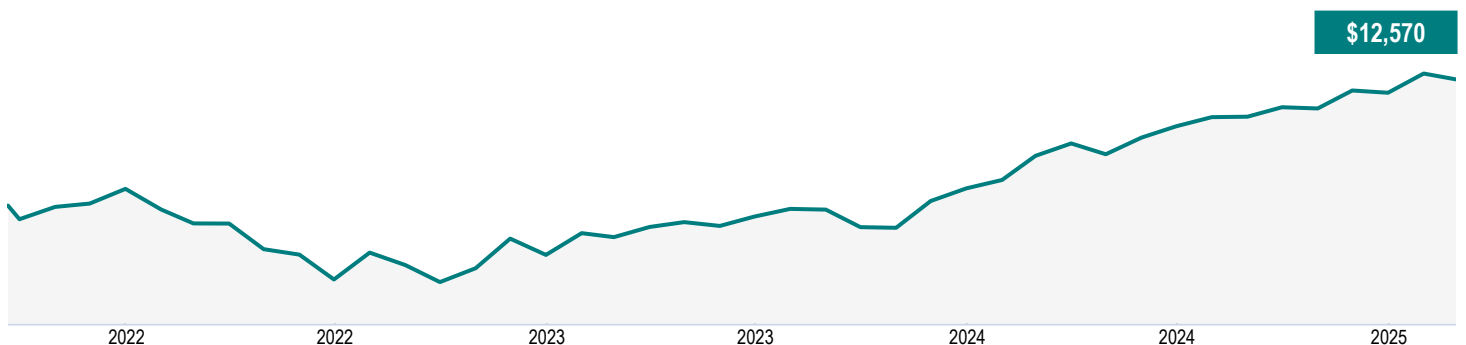
United States	58.5
United Kingdom	5.7
Japan	5.0
France	3.4
Europe	3.1
Canada	2.4
Germany	2.2
Taiwan	2.0
Netherlands	1.9
Other	15.8



Sector allocation (%)

Technology	22.8
Fixed Income	19.0
Financial Services	16.1
Consumer Services	9.3
Healthcare	9.0
Industrial Goods	5.6
Consumer Goods	5.1
Utilities	2.5
Real Estate	2.1
Other	8.5

Growth of \$10,000 (since inception)



Canada Life Sustainable Growth Portfolio

February 28, 2025

Fund details (as of November 30, 2024)

Top holdings	%
Microsoft Corp	4.0
NVIDIA Corp	3.8
Apple Inc	3.2
Amazon.com Inc	2.9
United States Treasury 4.38% 15-May-2034	1.9
Cash and Cash Equivalents	1.7
Mastercard Inc CIA	1.5
UnitedHealth Group Inc	1.5
Taiwan Semiconductor Manufactrg Co Ltd - ADR	1.4
Nextera Energy Inc	1.0
Total allocation in top holdings	22.9

Portfolio characteristics	
Standard deviation	10.8%
Dividend yield	1.6%
Yield to maturity	4.2%
Duration (years)	6.9
Coupon	4.1%
Average credit rating	A+

Net assets (million)

\$106.4

Price

\$12.09

Number of holdings

845

Minimum initial investment

\$500

Fund codes

FEL – MAX7843

DSC^ – MAX7943

LSC^ – MAX8043

Understanding returns

Annual compound returns (%)

1 MO	3 MO	YTD	1 YR	3 YR	5 YR	10 YR	INCEPTION
-0.9	1.8	2.2	14.1	9.3	-	-	6.9

Calendar year returns (%)

2024	2023	2022	2021	2020	2019	2018	2017
18.8	15.1	-13.0	-	-	-	-	-

Range of returns over five years

Best return	Best period end date	Worst return	Worst period end date	Average Return	% of periods with positive returns	Number of positive periods	Number of negative periods
-------------	----------------------	--------------	-----------------------	----------------	------------------------------------	----------------------------	----------------------------

Data not available based on date of inception

Contact information

Customer service centre

Toll free:
1-844-730-1633

Corporate website:
canadalife.com

Canada Life Sustainable Growth Portfolio

February 28, 2025

^Deferred Sales Charge (DSC) and Low Load Deferred Sales Charge (LSC) purchase options is closed to new investments given regulatory bans put in place for these purchase options that came into effect June 1, 2022.

†Soft capped - Contributions are no longer accepted to new investors., ‡Hard capped - Contributions are no longer accepted.

Distribution of the chart, history standard and short-term reports are not permitted without including the fund profile long-term report. For money market fund reports: The current yield is an annualized historical yield based on the seven-day period ended on the date noted above and does not represent an actual one-year return. Reports produced using this website are for information purposes only. Canada Life Investment Management Ltd., and their affiliates, representatives, and third party content providers do not warrant the accuracy, completeness, or timeliness of this website or any content, and shall not be responsible for investment decisions, damages, or other losses resulting from the use of this website or its content. The only true report on unit values is the periodic statement prepared and sent by the mutual fund company. Important information about Canada Life Mutual Funds is found in Fund Facts. Commissions, trailing commissions, management fees and expenses all may be associated with mutual fund investments. The indicated rates of return are the historical annual compounded total returns including changes in unit value and reinvestment of all distributions and does not take into account sales, redemption, distribution or optional charges or income taxes payable by any unitholder that would have reduced returns. Mutual funds are not guaranteed, their values change frequently and past performance may not be repeated. Money market fund units are not covered by the Canada Deposit Insurance Corporation or by any other government deposit insurer. There can be no assurances that the fund will be able to maintain its net asset value per unit at a constant amount or that the full amount of your investment in the fund will be returned to you. Past performance of the funds may not be repeated. Canada Life Mutual Funds are managed by Canada Life Investment Management Ltd. offered exclusively through Quadrus Investment Services Ltd., IPC Investment Corporation and IPC Securities Corporation.

Financial information provided by Fundata Canada Inc.

©Fundata Canada Inc. All rights reserved.

