

# Canada Life Aggressive Portfolio QFW5

March 31, 2026

A portfolio fund focused on long-term growth with little concern about short-term volatility.

## Is this fund right for you?

- You want your money to grow over the longer term.
- You want to invest solely in equity funds.
- You're comfortable with a medium level of risk.

RISK RATING



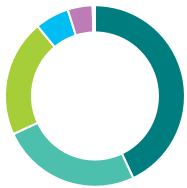
**Fund category**  
Global Equity

**Inception date**  
August 07, 2018

**Management expense ratio (MER)**  
1.01%  
(September 30, 2025)

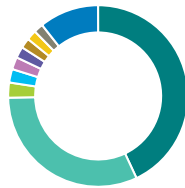
**Fund management**  
Portfolio Solutions Group

## How is the fund invested? (as of January 31, 2026)



Asset allocation (%)

US Equity	43.0
International Equity	25.1
Canadian Equity	20.9
Cash and Equivalents	6.1
Domestic Bonds	4.5
Income Trust Units	0.2
Foreign Bonds	0.1
Other	0.1



Geographic allocation (%)

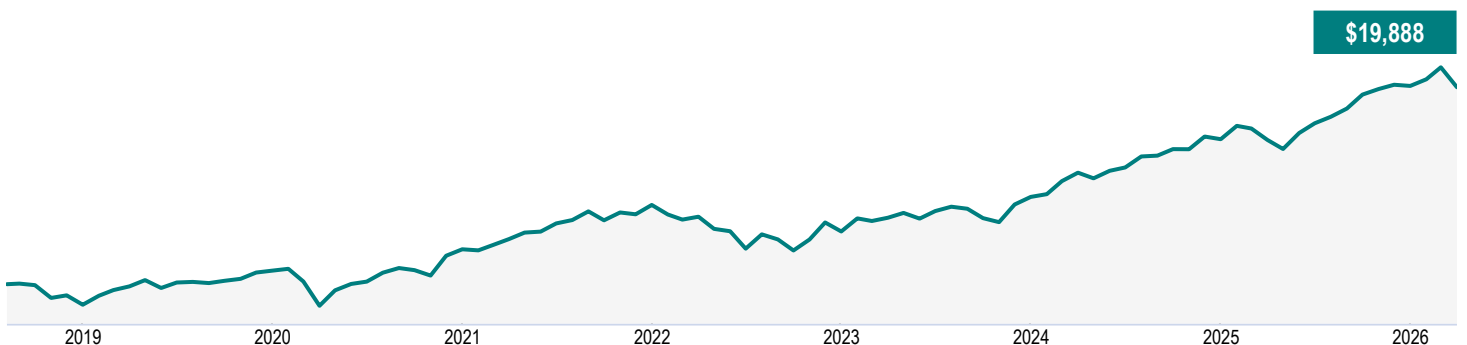
United States	43.0
Canada	31.7
Ireland	2.7
United Kingdom	2.4
Japan	2.2
China	2.0
Taiwan	1.8
Switzerland	1.8
France	1.7
Other	10.7



Sector allocation (%)

Technology	18.7
Financial Services	17.7
Healthcare	6.6
Mutual Fund	6.5
Consumer Services	6.2
Cash and Cash Equivalent	6.1
Industrial Goods	5.9
Consumer Goods	5.8
Basic Materials	5.6
Other	20.9

## Growth of \$10,000 (since inception)



# Canada Life Aggressive Portfolio QFW5

March 31, 2026

## Fund details (as of January 31, 2026)

Top holdings	%
Canada Life U.S. Dividend Fund Series R	6.5
Cash and Cash Equivalents	6.1
NVIDIA Corp	1.7
Royal Bank of Canada	1.6
Microsoft Corp	1.6
Apple Inc	1.4
Toronto-Dominion Bank	1.2
Amazon.com Inc	1.2
Taiwan Semiconductor Manufactrg Co Ltd	1.0
Alphabet Inc Cl C	1.0
<b>Total allocation in top holdings</b>	<b>23.3</b>

Portfolio characteristics	
Standard deviation	8.9%
Dividend yield	1.7%
Yield to maturity	3.8%
Duration (years)	7.6
Coupon	4.3%
Average credit rating	A+
Average market cap (million)	\$718,938.9

**Net assets (million)**

\$338.8

**Price**

\$15.18

**Number of holdings**

1664

**Minimum initial investment**

\$500,000

**Fund codes**

NL – MAX6974

## Understanding returns

### Annual compound returns (%)

1 MO	3 MO	YTD	1 YR	3 YR	5 YR	10 YR	INCEPTION
<b>-4.8</b>	<b>-0.3</b>	<b>-0.3</b>	<b>15.3</b>	<b>14.2</b>	<b>10.2</b>	<b>-</b>	<b>9.4</b>

### Calendar year returns (%)

2025	2024	2023	2022	2021	2020	2019	2018
<b>15.5</b>	<b>20.2</b>	<b>13.7</b>	<b>-9.5</b>	<b>18.9</b>	<b>10.0</b>	<b>19.1</b>	<b>-</b>

## Range of returns over five years (September 01, 2018 - March 31, 2026)

Best return	Best period end date	Worst return	Worst period end date	Average Return	% of periods with positive returns	Number of positive periods	Number of negative periods
<b>14.1%</b>	<b>March 2025</b>	<b>6.0%</b>	<b>Sept. 2023</b>	<b>10.5%</b>	<b>100.0%</b>	<b>32</b>	<b>0</b>

## Contact information

### Customer service centre

Toll free:

1-844-730-1633

Corporate website:  
canadalifeinvest.ca

# Canada Life Aggressive Portfolio QFW5

March 31, 2026

## Q4 2025 Fund Commentary

*Commentary and opinions are provided by Portfolio Solutions Group.*

### Market commentary

Global equities gained over the fourth quarter of 2025 and outperformed global bonds, which posted a small gain (all returns are in Canadian-dollar terms on a total-return basis). Stocks gained in large part due to the U.S. Federal Reserve Board (Fed) lowering interest rates over the quarter. However, returns were muted over concerns that artificial intelligence (AI) spending may be entering bubble territory.

The U.S. equity market advanced, posting a low-single-digit return. The health care sector was the strongest-performing sector. Canadian equities posted a gain and outperformed U.S. equities, getting a strong performance from the materials sector. EAFE equities advanced, underperforming Canadian equities but outperforming U.S. equities. Equities in the U.K. and Japan contributed to the performance of EAFE equities. Emerging markets equities also gained and slightly underperformed their developed market peers, with equities in Taiwan and India contributing to performance.

The FTSE Canada Universe Bond Index declined over the quarter. As government yields moved higher, government bond prices declined. Government bonds underperformed corporate bonds, which posted a small gain. Corporate bond prices benefited from narrowing credit spreads (the difference in yield between corporate and government bonds). Communication services sector bonds posted the largest increase in the corporate bonds sleeve. High-yield bond prices rose on a total-return basis and outperformed investment-grade corporate bonds.

The Bank of Canada, the Fed and the Bank of England lowered their policy interest rates. The European Central Bank held steady on its key interest rates, while the Bank of Japan raised its policy interest rate. The yield on 10-year Government of Canada bonds rose from 3.18% to 3.43%. Sovereign bond yields in the U.S., the U.K., Germany and Japan also increased.

### Performance

An allocation to Canada Life Global Opportunities+ Fund contributed to performance. An allocation to Canada Life International Equity Fund contributed to performance because of stock selection in the information technology, consumer discretionary and communication services sectors. Canada Life Emerging Markets Equity Fund contributed to performance because of stock selection in South Korea and Taiwan.

Active management in Canada Life U.S. Dividend Fund and Canada Life U.S. Value Fund contributed to performance.

Exposure to Canada Life Canadian Growth Fund, Canada Life U.S. Growth Fund and Canada Life International Growth Fund detracted from performance. Canada Life U.S. Growth Fund detracted because of stock selection in the industrials, information technology, financials and materials sectors. Exposure to Canada Life International Growth Fund detracted because of stock selection in the materials, information technology, industrials and utilities sectors.

### Portfolio activity

The portfolio manager added Counsel Multi-Factor U.S. Equity Fund, Counsel Multi-Factor International Equity Fund and Counsel Multi-Factor Canadian Equity Fund during the quarter and increased exposure to U.S. equities.

# Canada Life Aggressive Portfolio QFW5

March 31, 2026

The portfolio manager sold Canada Life Canadian Dividend Fund, Canada Life Canadian Focused Small-Mid Cap Fund and Canada Life Foreign Equity Fund during the quarter and reduced exposure to Canada Life Emerging Markets Equity Fund.

## Outlook

In the portfolio manager's view, the final quarter of 2025 reinforced a stark divergence in global growth. The U.S. economy remains the anchor, with AI-driven productivity gains offsetting softer labour trends, while Canada, Europe and the U.K. continue to hover near stagnation.

Looking ahead, five forces shape the path into 2026. First, AI is delivering real-economy benefits even as equity leadership narrows and valuations stretch, increasing the risk that equity weakness spills into credit and tightens broader financial conditions. Second, China is stuck in low growth and persistent deflation, with policy focused on self-sufficiency and manufacturing scale over household demand, which exports disinflation through goods prices and keeps domestic yields anchored. Third, global trade remains fragmented as industrial policy, investment controls and regional supply chains reshape flows. This is an especially important watchpoint for Canada given sensitivity to U.S. policy and the North American trade framework review. Fourth, central banks are easing monetary policy cautiously, modestly in the U.S. and Canada, with more room in Europe and the U.K., while Japan may continue gradual tightening. Central banks may lean on liquidity operations or slower balance-sheet runoff to stabilize bond markets if conditions turn disorderly. Fifth, fiscal pressures are building, making policy credibility and refinancing capacity decisive for market pricing.

We believe equity markets still reflect optimism, particularly in the U.S., where AI-linked earnings support elevated multiples, but concentration and sentiment extremes raise caution flags. Commodities remain mixed, with structural demand supporting gold and oil softer on ample supply. Private-credit growth and funding-market functioning warrant close attention as potential transmission channels for stress.

Our focus remains resilience over precision, balancing U.S. exposure with broad diversification, maintaining liquidity and incorporating alternative income to navigate an environment where risks build quietly but can break suddenly.

We keep core U.S. equity exposure, while reducing dependence on narrow leadership through global diversification and multi-factor strategies, and by tilting toward domestic-demand and structural-growth themes less reliant on global trade flows. In fixed income, we pair high-quality duration with alternative income, such as private credit and mortgages, for yield and duration management, while elevating underwriting standards and liquidity buffers given potential vulnerabilities in private credit and the possibility of disorderly interest-rate moves.

Liquidity and flexibility remain central, allowing portfolios to absorb shocks tied to AI investment cycles, fiscal credibility shifts, bond-market volatility or trade-policy adjustments. Key risk monitors include equity-to-credit spillover, upside inflation surprises that slow the pace of easing, bond-market functioning, North American trade developments and fiscal signalling in high-refinancing jurisdictions.

A constructive upside remains in view. If AI-driven productivity gains broaden across services and diffuse internationally, inflation pressures would ease, real incomes would strengthen and fiscal dynamics would improve, an important scenario to capture in allocation and rebalancing plans even if it is not the base case.

# Canada Life Aggressive Portfolio QFW5

March 31, 2026

## Disclaimer

The commentaries on the company specific information and purchases and sales were provided by the fund manager. Canada Life Investment Management Ltd. will not be liable for any loss, or damages whatsoever, whether directly or indirectly incurred, arising out of the use or misuse of errors or omissions in any information contained in this commentary. The data provided in this commentary is for information purposes only and, except where otherwise indicated, is current as of Dec 31, 2025.

The views expressed in this commentary are those of the fund manager as at the date of publication and are subject to change without notice. This commentary is presented only as a general source of information and is not intended as a solicitation to buy or sell specific investments, nor is it intended to provide tax or legal advice. Prospective investors should review the offering documents relating to any investment carefully before making an investment decision and should ask their Advisor for advice based on their specific circumstances.

The content of this commentary (including facts, views, opinions, recommendations, descriptions of or references to, products or securities) is not to be used or construed as investment advice, as an offer to sell or the solicitation of an offer to buy, or an endorsement, recommendation or sponsorship of any entity or security cited. Although we endeavour to ensure its accuracy and completeness, we assume no responsibility for any reliance upon it.

This document may contain forward-looking information which reflect our or third-party current expectations or forecasts of future events. Forward-looking information is inherently subject to, among other things, risks, uncertainties and assumptions that could cause actual results to differ materially from those expressed herein. These risks, uncertainties and assumptions include, without limitation, general economic, political and market factors, interest and foreign exchange rates, the volatility of equity and capital markets, business competition, technological change, changes in government regulations, changes in tax laws, unexpected judicial or regulatory proceedings and catastrophic events. Please consider these and other factors carefully and not place undue reliance on forward-looking information. The forward-looking information contained herein is current only as of Dec 31, 2025. There should be no expectation that such information will in all circumstances be updated, supplemented or revised whether as a result of new information, changing circumstances, future events or otherwise.

There can be no assurance that the Fund's return or volatility targets will be met, or met over any particular time horizon. Targeted returns and volatility should be evaluated over the time period indicated and not over shorter periods. Targeted returns are not actual performance and should not be relied upon as an indication of actual or future performance.

Canada Life Mutual Funds are managed by Canada Life Investment Management Ltd. The funds are distributed by Quadrus Investment Services Ltd., IPC Investment Corporation, and IPC Securities Corporation, and may also be available through other authorized dealers in Canada. Commissions, trailing commissions, management fees and expenses all may be associated with mutual fund investments. Please read the prospectus before investing. Mutual funds are not guaranteed, their values change frequently, and past performance may not be repeated.

Canada Life Mutual Funds, Canada Life Investment Management and design, and Canada Life and design are trademarks of The Canada Life Assurance Company.

# Canada Life Aggressive Portfolio QFW5

March 31, 2026

<sup>^</sup>Deferred Sales Charge (DSC) and Low Load Deferred Sales Charge (LSC) purchase options is closed to new investments given regulatory bans put in place for these purchase options that came into effect June 1, 2022.

<sup>†</sup>Soft capped - Contributions are no longer accepted to new investors., <sup>‡</sup>Hard capped - Contributions are no longer accepted.

Distribution of the chart, history standard and short-term reports are not permitted without including the fund profile long-term report. For money market fund reports: The current yield is an annualized historical yield based on the seven-day period ended on the date noted above and does not represent an actual one-year return. Reports produced using this website are for information purposes only. Canada Life Investment Management Ltd., and their affiliates, representatives, and third party content providers do not warrant the accuracy, completeness, or timeliness of this website or any content, and shall not be responsible for investment decisions, damages, or other losses resulting from the use of this website or its content. The only true report on unit values is the periodic statement prepared and sent by the mutual fund company. Important information about Canada Life Mutual Funds is found in Fund Facts. Commissions, trailing commissions, management fees and expenses all may be associated with mutual fund investments. The indicated rates of return are the historical annual compounded total returns including changes in unit value and reinvestment of all distributions and does not take into account sales, redemption, distribution or optional charges or income taxes payable by any unitholder that would have reduced returns. Mutual funds are not guaranteed, their values change frequently and past performance may not be repeated. Money market fund units are not covered by the Canada Deposit Insurance Corporation or by any other government deposit insurer. There can be no assurances that the fund will be able to maintain its net asset value per unit at a constant amount or that the full amount of your investment in the fund will be returned to you. Past performance of the funds may not be repeated. Canada Life Mutual Funds are managed by Canada Life Investment Management Ltd. The funds are distributed by Quadrus Investment Services Ltd., IPC Investment Corporation, and IPC Securities Corporation, and may also be available through other authorized dealers in Canada.

**Financial information provided by Fundata Canada Inc.**

©Fundata Canada Inc. All rights reserved.

