

Canada Life Global Core Plus Bond Fund - QF†



May 31, 2026

The Fund aims to generate income by investing primarily in a diversified portfolio of fixed-income securities issued by companies or governments of any size, anywhere in the world.

Is this fund right for you?

- You want to protect your money from inflation while also protecting it from large swings in the market.

RISK RATING



Fund category

Global Core Plus Fixed Income

Inception date

October 28, 2019

Management

expense ratio (MER)

0.93%

(September 30, 2025)

Fund management

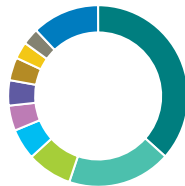
Mackenzie Investments

How is the fund invested? (as of March 31, 2026)




Asset allocation (%)

Foreign Bonds	81.4
Domestic Bonds	19.5
Cash and Equivalents	-0.9



Geographic allocation (%)

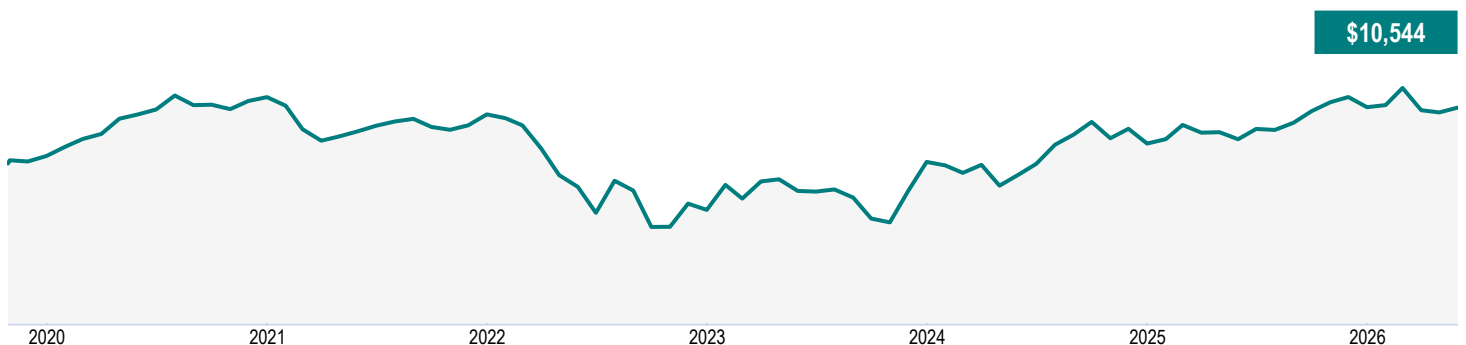
United States	36.6
Canada	18.6
Australia	8.1
Europe	5.5
New Zealand	4.5
United Kingdom	4.5
Brazil	4.1
Colombia	3.0
Germany	3.0
Other	12.1



Sector allocation (%)

Fixed Income	100.9
Cash and Cash Equivalent	-0.9

Growth of \$10,000 (since inception)



Canada Life Global Core Plus Bond Fund - QF†

May 31, 2026

Fund details (as of March 31, 2026)

Top holdings	%
United States Treasury 4.63% 15-Nov-2055	6.8
United States Treasury 3.50% 15-Feb-2033	6.1
Bundesrepublik Deutschland Bundesanleihe 2.60% 15-Aug-2035	5.5
United States Treasury 4.13% 15-Feb-2036	5.0
Australia Government 1.00% 21-Dec-2030	4.7
Canada Government 2.50% 01-Aug-2027	4.4
New Zealand Government 0.25% 15-May-2028	4.1
United States Treasury 3.88% 15-Aug-2033	3.9
United Kingdom Government 0.88% 31-Jul-2033	3.4
United States Treasury 4.63% 15-Feb-2055	3.4
Total allocation in top holdings	47.3

Portfolio characteristics	
Standard deviation	4.3%
Dividend yield	5.7%
Yield to maturity	4.6%
Duration (years)	5.4
Coupon	3.5%
Average credit rating	AA-
Average market cap (million)	\$21,886.7

Net assets (million)

\$19.4

Price

\$8.69

Number of holdings

80

Minimum initial investment

\$500

Fund codes

NL – MAX6361

Understanding returns

Annual compound returns (%)

1 MO	3 MO	YTD	1 YR	3 YR	5 YR	10 YR	INCEPTION
0.5	-1.8	0.0	3.0	2.7	0.4	-	0.8

Calendar year returns (%)

2025	2024	2023	2022	2021	2020	2019	2018
3.5	1.8	4.9	-8.9	-1.6	5.7	-	-

Range of returns over five years (November 01, 2019 - May 31, 2026)

Best return	Best period end date	Worst return	Worst period end date	Average Return	% of periods with positive returns	Number of positive periods	Number of negative periods
0.8%	Feb. 2026	-0.6%	July 2025	0.1%	65.0%	13	7

Contact information

Customer service centre

Toll free:
1-844-730-1633

Corporate website:
canadalifeinvest.ca

Canada Life Global Core Plus Bond Fund - QF†

May 31, 2026

Q1 2026 Fund Commentary

Commentary and opinions are provided by Mackenzie Investments.

Market commentary

The global economy navigated a turbulent first quarter. Markets began 2026 on a positive note, with continued disinflation and expectations for further monetary easing supporting investor confidence. The outlook shifted dramatically in late February after the conflict in the Middle East escalated and the Strait of Hormuz was effectively closed in early March, disrupting a significant share of global oil supply and triggering widespread concern about an energy-driven inflation shock.

Major central banks responded cautiously. The U.S. Federal Reserve Board and the Bank of Canada both held rates unchanged at their January and March meetings. The European Central Bank postponed planned rate reductions after energy prices surged, raising its inflation forecasts and reducing its growth projections. These developments suggested that the global monetary easing cycle could be extended or reversed in some markets if energy price pressures persisted.

Global fixed income markets delivered mixed results in the first quarter as rising energy prices disrupted the easing narrative that had supported bonds through 2025. Government bond yields rose in many developed markets, putting downward pressure on prices. Investment-grade corporate bonds showed greater resilience, with energy-sector issuers outperforming as higher oil prices improved credit quality. High-yield bonds were mixed as investor risk appetite declined toward quarter-end. Emerging market bonds faced particular pressure in oil-importing economies, while those with commodity exposure fared comparatively better.

Performance

The Fund's European government bond positioning contributed to performance during the quarter. An underweight allocation to European government bonds contributed as European yields moved higher, weighing on bond prices. The positioning reflected the sub-advisor's view that increased fiscal spending, particularly on defence, could place upward pressure on yields across the region.

The Fund's Australian government bond exposure detracted from performance during the quarter. An overweight allocation to Australian rates detracted as yields moved higher. Ten-year government bond yields remained near multi-year highs amid reassessment of global geopolitical risks. The Reserve Bank of Australia (RBA) signalled that interest rates may need to rise further to return inflation to the 2% – 3% target band, which reinforced upward pressure on yields.

Portfolio activity

The sub-advisor added Curaleaf Holdings Inc. (11.50%, 2029/02/18) during the quarter, participating in the new issue. Curaleaf is a leading U.S. multi-state cannabis operator with a broad footprint across cultivation, processing and retail operations. In the sub-advisor's view, the bond provides attractive yield and enhances the Fund's diversified credit exposure.

U.S. Treasury (1.25%, 2050/05/15) was sold as part of active duration management. The decision reflected an adjustment to evolving rate dynamics and ongoing efforts to manage interest rate risk.

Canada Life Global Core Plus Bond Fund - QF†

May 31, 2026

Government of Australia (1.00%, 2030/12/21) was reduced. The adjustment reflects active positioning in response to evolving rate dynamics and a disciplined approach to managing interest rate risk across global sovereign markets.

Canada Life Global Core Plus Bond Fund - QF†

May 31, 2026

Disclaimer

The commentaries on the company specific information and purchases and sales were provided by the fund manager. Canada Life Investment Management Ltd. will not be liable for any loss, or damages whatsoever, whether directly or indirectly incurred, arising out of the use or misuse of errors or omissions in any information contained in this commentary. The data provided in this commentary is for information purposes only and, except where otherwise indicated, is current as of Mar 31, 2026.

The views expressed in this commentary are those of the fund manager as at the date of publication and are subject to change without notice. This commentary is presented only as a general source of information and is not intended as a solicitation to buy or sell specific investments, nor is it intended to provide tax or legal advice. Prospective investors should review the offering documents relating to any investment carefully before making an investment decision and should ask their Advisor for advice based on their specific circumstances.

The content of this commentary (including facts, views, opinions, recommendations, descriptions of or references to, products or securities) is not to be used or construed as investment advice, as an offer to sell or the solicitation of an offer to buy, or an endorsement, recommendation or sponsorship of any entity or security cited. Although we endeavour to ensure its accuracy and completeness, we assume no responsibility for any reliance upon it.

This document may contain forward-looking information which reflect our or third-party current expectations or forecasts of future events. Forward-looking information is inherently subject to, among other things, risks, uncertainties and assumptions that could cause actual results to differ materially from those expressed herein. These risks, uncertainties and assumptions include, without limitation, general economic, political and market factors, interest and foreign exchange rates, the volatility of equity and capital markets, business competition, technological change, changes in government regulations, changes in tax laws, unexpected judicial or regulatory proceedings and catastrophic events. Please consider these and other factors carefully and not place undue reliance on forward-looking information. The forward-looking information contained herein is current only as of Mar 31, 2026. There should be no expectation that such information will in all circumstances be updated, supplemented or revised whether as a result of new information, changing circumstances, future events or otherwise.

There can be no assurance that the Fund's return or volatility targets will be met, or met over any particular time horizon. Targeted returns and volatility should be evaluated over the time period indicated and not over shorter periods. Targeted returns are not actual performance and should not be relied upon as an indication of actual or future performance.

Canada Life Mutual Funds are managed by Canada Life Investment Management Ltd. The funds are distributed by Quadrus Investment Services Ltd., IPC Investment Corporation, and IPC Securities Corporation, and may also be available through other authorized dealers in Canada. Commissions, trailing commissions, management fees and expenses all may be associated with mutual fund investments. Please read the prospectus before investing. Mutual funds are not guaranteed, their values change frequently, and past performance may not be repeated.

Canada Life Mutual Funds, Canada Life Investment Management and design, and Canada Life and design are trademarks of The Canada Life Assurance Company.

Canada Life Global Core Plus Bond Fund - QF†

May 31, 2026

^Deferred Sales Charge (DSC) and Low Load Deferred Sales Charge (LSC) purchase options is closed to new investments given regulatory bans put in place for these purchase options that came into effect June 1, 2022.

†Soft capped - Contributions are no longer accepted to new investors., ‡Hard capped - Contributions are no longer accepted.

Distribution of the chart, history standard and short-term reports are not permitted without including the fund profile long-term report. For money market fund reports: The current yield is an annualized historical yield based on the seven-day period ended on the date noted above and does not represent an actual one-year return. Reports produced using this website are for information purposes only. Canada Life Investment Management Ltd., and their affiliates, representatives, and third party content providers do not warrant the accuracy, completeness, or timeliness of this website or any content, and shall not be responsible for investment decisions, damages, or other losses resulting from the use of this website or its content. The only true report on unit values is the periodic statement prepared and sent by the mutual fund company. Important information about Canada Life Mutual Funds is found in Fund Facts. Commissions, trailing commissions, management fees and expenses all may be associated with mutual fund investments. The indicated rates of return are the historical annual compounded total returns including changes in unit value and reinvestment of all distributions and does not take into account sales, redemption, distribution or optional charges or income taxes payable by any unitholder that would have reduced returns. Mutual funds are not guaranteed, their values change frequently and past performance may not be repeated. Money market fund units are not covered by the Canada Deposit Insurance Corporation or by any other government deposit insurer. There can be no assurances that the fund will be able to maintain its net asset value per unit at a constant amount or that the full amount of your investment in the fund will be returned to you. Past performance of the funds may not be repeated. Canada Life Mutual Funds are managed by Canada Life Investment Management Ltd. The funds are distributed by Quadrus Investment Services Ltd., IPC Investment Corporation, and IPC Securities Corporation, and may also be available through other authorized dealers in Canada.

Financial information provided by Fundata Canada Inc.

©Fundata Canada Inc. All rights reserved.

