

# Canada Life Risk-Managed Growth Portfolio QF



April 30, 2026

The Fund's primary focus is to provide long-term capital growth with some income, while seeking to reduce portfolio volatility.

## Is this fund right for you?

- A person who is investing for the medium to longer term while seeking the potential for capital growth and is comfortable with low to Medium risk.
- Since the fund invests in stocks and bonds its value is affected by changes in interest rates and by stock prices, which can rise and fall in a short period of time.
- You're comfortable with a low to medium level of risk.



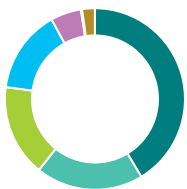
**Fund category**  
Global Equity Balanced

**Inception date**  
November 04, 2020

**Management expense ratio (MER)**  
1.30%  
(September 30, 2025)

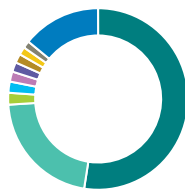
**Fund management**  
Keyridge Asset Management

## How is the fund invested? (as of February 28, 2026)



### Asset allocation (%)

US Equity	41.4
International Equity	19.3
Canadian Equity	16.4
Foreign Bonds	14.9
Cash and Equivalents	5.5
Income Trust Units	0.2
Other	2.3



### Geographic allocation (%)

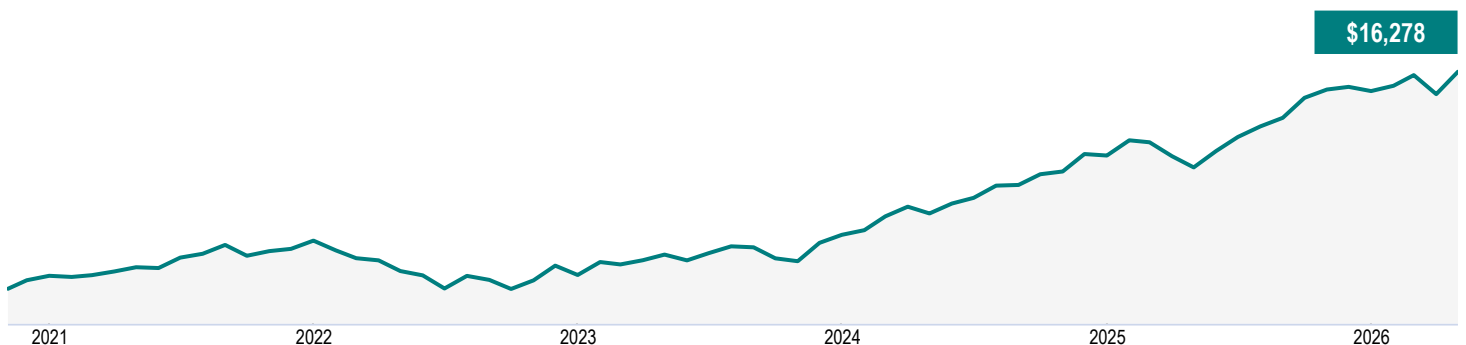
United States	52.5
Canada	21.5
Taiwan	2.1
China	2.0
Ireland	1.8
United Kingdom	1.7
Japan	1.6
France	1.4
Brazil	1.3
Other	14.1



### Sector allocation (%)

Technology	22.6
Fixed Income	16.7
Financial Services	14.1
Consumer Services	6.1
Basic Materials	5.5
Cash and Cash Equivalent	5.5
Healthcare	5.3
Industrial Goods	5.1
Consumer Goods	4.9
Other	14.2

## Growth of \$10,000 (since inception)



# Canada Life Risk-Managed Growth Portfolio QF

April 30, 2026

## Fund details (as of February 28, 2026)

Top holdings	%
Cash and Cash Equivalents	4.8
NVIDIA Corp	3.0
Apple Inc	2.6
Microsoft Corp	2.4
United States Treasury F/R 30-Apr-2027	1.5
Alphabet Inc Cl A	1.4
Amazon.com Inc	1.4
Meta Platforms Inc Cl A	1.3
Broadcom Inc	1.2
Royal Bank of Canada	1.1
<b>Total allocation in top holdings</b>	<b>20.7</b>

Portfolio characteristics	
Standard deviation	7.4%
Dividend yield	1.6%
Yield to maturity	6.7%
Duration (years)	4.5
Coupon	6.8%
Average credit rating	BBB-
Average market cap (million)	\$1,085,774.8

**Net assets (million)**

\$35.4

**Price**

\$18.46

**Number of holdings**

6274

**Minimum initial investment**

\$500

**Fund codes**

NL – MAX8120

**Contact information**

**Customer service centre**

Toll free:  
1-844-730-1633

Corporate website:  
[canadalifeinvest.ca](http://canadalifeinvest.ca)

## Understanding returns

### Annual compound returns (%)

1 MO	3 MO	YTD	1 YR	3 YR	5 YR	10 YR	INCEPTION
<b>4.2</b>	<b>2.6</b>	<b>3.6</b>	<b>20.5</b>	<b>14.0</b>	<b>8.9</b>	<b>-</b>	<b>9.3</b>

### Calendar year returns (%)

2025	2024	2023	2022	2021	2020	2019	2018
<b>13.5</b>	<b>19.8</b>	<b>11.2</b>	<b>-8.7</b>	<b>9.8</b>	<b>-</b>	<b>-</b>	<b>-</b>

## Range of returns over five years (December 01, 2020 - April 30, 2026)

Best return	Best period end date	Worst return	Worst period end date	Average Return	% of periods with positive returns	Number of positive periods	Number of negative periods
<b>9.3%</b>	<b>Feb. 2026</b>	<b>8.3%</b>	<b>March 2026</b>	<b>8.9%</b>	<b>100.0%</b>	<b>6</b>	<b>0</b>

# Canada Life Risk-Managed Growth Portfolio QF

April 30, 2026

*Commentary and opinions are provided by Keyridge Asset Management.*

<sup>^</sup>Deferred Sales Charge (DSC) and Low Load Deferred Sales Charge (LSC) purchase options is closed to new investments given regulatory bans put in place for these purchase options that came into effect June 1, 2022.

<sup>†</sup>Soft capped - Contributions are no longer accepted to new investors., <sup>‡</sup>Hard capped - Contributions are no longer accepted.

Distribution of the chart, history standard and short-term reports are not permitted without including the fund profile long-term report. For money market fund reports: The current yield is an annualized historical yield based on the seven-day period ended on the date noted above and does not represent an actual one-year return. Reports produced using this website are for information purposes only. Canada Life Investment Management Ltd., and their affiliates, representatives, and third party content providers do not warrant the accuracy, completeness, or timeliness of this website or any content, and shall not be responsible for investment decisions, damages, or other losses resulting from the use of this website or its content. The only true report on unit values is the periodic statement prepared and sent by the mutual fund company. Important information about Canada Life Mutual Funds is found in Fund Facts. Commissions, trailing commissions, management fees and expenses all may be associated with mutual fund investments. The indicated rates of return are the historical annual compounded total returns including changes in unit value and reinvestment of all distributions and does not take into account sales, redemption, distribution or optional charges or income taxes payable by any unitholder that would have reduced returns. Mutual funds are not guaranteed, their values change frequently and past performance may not be repeated. Money market fund units are not covered by the Canada Deposit Insurance Corporation or by any other government deposit insurer. There can be no assurances that the fund will be able to maintain its net asset value per unit at a constant amount or that the full amount of your investment in the fund will be returned to you. Past performance of the funds may not be repeated. Canada Life Mutual Funds are managed by Canada Life Investment Management Ltd. The funds are distributed by Quadrus Investment Services Ltd., IPC Investment Corporation, and IPC Securities Corporation, and may also be available through other authorized dealers in Canada.

**Financial information provided by Fundata Canada Inc.**

©Fundata Canada Inc. All rights reserved.

